



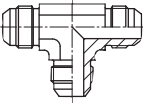































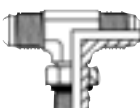
















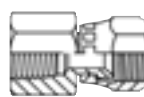


# **Triple-Lok<sup>®</sup>**

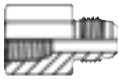



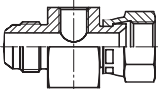

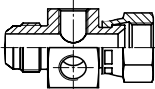
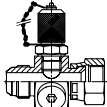
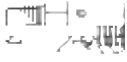

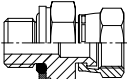



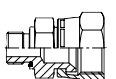





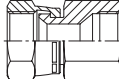
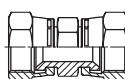
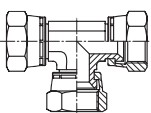



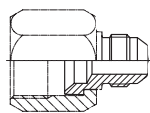
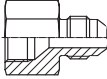

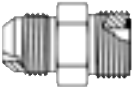
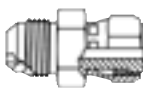
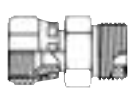

*The universal  
37° flared fitting*



Visual index

Tube to tube	 <b>HMTX</b> p. K9	 <b>EMTX</b> p. K10	 <b>JMTX</b> p. K11	 <b>KTX</b> p. K12			
Bulkhead union	 <b>WMTX</b> p. K13	 <b>WEMTX</b> p. K14	 <b>WNTX</b> p. K15	 <b>WJTX</b> p. K16	 <b>WJJTX</b> p. K17	 <b>WLNM</b> p. K90	
Tube to male NPTF	 <b>FMTX</b> p. K34	 <b>CMTX</b> p. K49	 <b>CCTX</b> p. K50	 <b>CCCTX</b> p. K51	 <b>VMTX</b> p. K57	 <b>RMTX</b> p. K69	 <b>SMTX</b> p. K63
Tube to male BSPT	 <b>F3MX</b> p. K35	 <b>C3MX</b> p. K52	 <b>V3MX</b> p. K58	 <b>R3MX</b> p. K70	 <b>S3MX</b> p. K64		
Tube to male BSPP	 <b>F4OMX</b> p. K31	 <b>F42EDMX</b> p. K30	 <b>C4OMX</b> p. K47	 <b>V4OMX</b> p. K55	 <b>R4OMX</b> p. K67	 <b>S4OMX</b> p. K61	
Tube to straight thread UNF	 <b>F5OMX</b> p. K27	 <b>FF5OMX</b> p. K29	 <b>C5OMX</b> p. K45	 <b>CC5OX</b> p. K46	 <b>V5OMX</b> p. K54	 <b>R5OMX</b> p. K66	 <b>S5OMX</b> p. K60
Tube to male metric ISO 6149-3	 <b>F87OMX</b> p. K26	 <b>C87OMX</b> p. K44	 <b>V87OMX</b> p. K53	 <b>R87OMX</b> p. K65	 <b>S87OMX</b> p. K59		
Tube to male metric DIN 3852-1	 <b>F8OMX</b> p. K33	 <b>F82EDMX</b> p. K32	 <b>C8OMX</b> p. K48	 <b>V8OMX</b> p. K56	 <b>R8OMX</b> p. K68	 <b>S8OMX</b> p. K62	
Tube to female NPTF	 <b>GMTX</b> p. K72	 <b>WGMTX</b> p. K73	 <b>DMTX</b> p. K74	 <b>OTX</b> p. K75	 <b>MTX</b> p. K76	 <b>G6X</b> p. K77	

Visual index

Pressure gauge connectors	 <p><b>G4MX</b> p. K71</p>	 <p><b>G4MXMO</b> p. K78</p>	 <p><b>TT4MX</b> p. K79</p>	 <p><b>TTP4MX</b> p. K80</p>			
	 <p><b>R604MX</b> p. K81</p>	 <p><b>R6P4MX</b> p. K82</p>	 <p><b>K6OO4MX</b> p. K83</p>	 <p><b>K6PP4MX</b> p. K84</p>			
Triple-Lok® swivel nut male pipe	 <p><b>F6MX</b> p. K42</p>	 <p><b>F63MX</b> p. K43</p>					
Triple-Lok® swivel nut straight thread	 <p><b>F64OMX</b> p. K39</p>	 <p><b>F642EDMX</b> p. K38</p>	 <p><b>F65OMX</b> p. K37</p>	 <p><b>F68OMX</b> p. K41</p>	 <p><b>F682EDMX</b> p. K40</p>	 <p><b>F687OMX</b> p. K36</p>	
Tube to Triple-Lok® swivel nut	 <p><b>C6MX</b> p. K18</p>	 <p><b>V6MX</b> p. K19</p>	 <p><b>R6MX</b> p. K21</p>	 <p><b>S6MX</b> p. K20</p>	 <p><b>BBMTX</b> p. K22</p>	 <p><b>HMX6</b> p. K24</p>	 <p><b>JX6</b> p. K25</p>
Nuts & Sleeves	 <p><b>BMTX</b> p. K6</p>	 <p><b>BTX</b> p. K5</p>	 <p><b>TX</b> p. K7</p>				
Tube end reducers Plug Caps	 <p><b>TRMTX</b> p. K23</p>	 <p><b>FNMTX</b> p. K85</p>	 <p><b>PNMTX</b> p. K86</p>				
Conversion Adapters Triple-Lok®/ O-Lok®	 <p><b>XHML0</b> p. K87</p>	 <p><b>XHML6</b> p. K88</p>	 <p><b>LOHMX6</b> p. K89</p>				
Seals Retaining ring and Tooling	 <p><b>Triple-Lok® Components</b> p. K91</p>						



## How to order Triple-Lok® fittings

Example Order code **6-8 C 5 O M X S**

1      2      3      4      5      6      7

### 1 Order codes for tube and port thread ends

Dash Size	Tube Size (Inch)	Tube Size (mm)	Port Thread Size (Inch) BSPP/BSPT/NPT	Port Thread Size UN / UNF
2	1/8		1/8	5/16-24
3	3/16			3/8-24
4	1/4	6	1/4	7/16-20
5				1/2-20
6	3/8	8,10	3/8	9/16-18
8	1/2	12	1/2	3/4-16
10	5/8	14,15,16	5/8	7/8-14
12	3/4	18,20	3/4	1 1/6-12
14				1 3/6-12
16	1	25	1	1 5/6-12
20	1 1/4	28,30,32	1 1/4	1 5/8-12
24	1 1/2	35,38	1 1/2	1 7/8-12
28		42		2 1/4-12
32	2	50	2	2 1/2-12

Metric port threads are shown as per example 4M12C87OMXS

### 3 Threads and sealing methods

Code	Description
None	NPT/NPTF Thread
3	BSPT Thread
4	BSPP Thread O-Ring & Retainer Ring
42	BSPP Thread EOLASTIC seal 'ED'
5	UN/UNF Thread (O-Ring Seal)
8	Metric Thread O-Ring & Retainer Ring
82	Metric Thread EOLASTIC seal 'ED'
87	Metric ISO 6149 Thread (O-Ring Seal)
63	Swivel Connector BSPT end
64	Swivel Connector BSPP end (O-Ring & Retainer Ring)
642	Swivel Connector BSPP end (EOLASTIC Seal 'ED')
65	Swivel Connector UN/UNF end (O-Ring seal)
68	Swivel Connector Metric end (O-Ring & Retainer Ring)
682	Swivel Connector Metric end (EOLASTIC Seal 'ED')
687	Swivel Connector Metric ISO 6149 end

### 2 Codes for fitting styles/shapes

Code	Description
AE6	Straight Thread Swivel
B	Nut
C	Male Stud elbow
CC	Long Male Stud elbow
CCC	Extra Long Male Stud elbow
C6	Swivel Nut Elbow
D	Female Elbow
E	Union elbow
F	Male Stud connector
FF	Long Male Stud connector
F6	Male Stud Swivel
FN	Cap
G	Female Connector
G-MO	Gauge Adapter Fitting
G6	Female Connector Swivel
H	Straight union
H6	Swivel/Swivel Adapter
J	Union Tee
J6	Swivel Tee
K	Union Cross
LOHX6	Triple-Lok® Swivel/O-Lok® Adapter
M	Female Run Tee
O	Female Branch Tee
PN	Plug
R	Male Stud Run Tee
R6	Swivel Run Tee
S	Male Stud Branch Tee
S6	Swivel Branch Tee
T	Sleeve
TR	Tube End Reducer
TT	Test Point Adapter
V	45° male stud elbow
V6	Swivel Nut 45° Elbow
W	Bulkhead Union
WE	Bulkhead Union Elbow
WG	Female Bulkhead connector
WJJ	Bulkhead Run Tee
WJT	Bulkhead Branch Tee
WLN	Bulkhead Locknut
WN	Bulkhead 45° union elbow
XHL	Triple Lok® / O-Lok® Adaptor
XHL6	Triple Lok® / O-Lok® Swivel Adaptor

### 4 Stud connector seal

Code	Description
O	O-Ring Seal (Assembled on fitting)
ED	Captive EOLASTIC Seal (Assembled on fitting)
No Code	No Seal (O-Ring not assembled on fitting)

### 5 Hexagon/ Across flats style

Code	Description
M	Metric Hexagon Dimension
No Code	Inch Hexagon Dimension

### 6 Fitting type

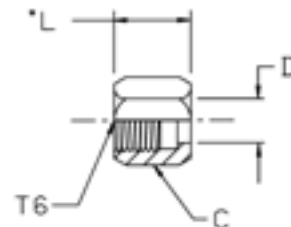
Code	Description
X	Parker Triple-Lok®

### 7 Fitting material

Code	Description
S	Steel
SS	Stainless Steel
B	Brass

## BTX Nut

Triple-Lok® 37° Flare end nut  
SAE 070110 MS51531



Tube O.D.	Thread		C	D	L	Weight (steel) g/1 piece	Triple-Lok® Steel	Triple-Lok® Stainless Steel	Triple-Lok® Brass	
	mm	in.								UN/UNF-2B T6
6		1/8	5/16-24	3/8	5	14	6	2 BTX-S	2 BTX-SS	2 BTX-B
		3/16	3/8-24	7/16	6	16	8	3 BTX-S	3 BTX-SS	3 BTX-B
		1/4	7/16-20	9/16	8	16	11	4 BTX-S	4 BTX-SS	4 BTX-B
		5/16	1/2-20	5/8	10	17	14	5 BTX-S	5 BTX-SS	5 BTX-B
10		3/8	9/16-18	11/16	11	18	6 BTX-S	6 BTX-SS	6 BTX-B	
14, 15, 16		1/2	3/4-16	7/8	15	22	29	8 BTX-S	8 BTX-SS	8 BTX-B
		5/8	7/8-14	1	18	25	54	10 BTX-S	10 BTX-SS	10 BTX-B
		3/4	1 1/16-12	1 1/4	21	26	73	12 BTX-S*	12 BTX-SS*	12 BTX-B*
		7/8	1 3/16-12	1 3/8	24	28	100	14 BTX-S	14 BTX-SS	14 BTX-B
		1	1 5/16-12	1 1/2	28	29	104	16 BTX-S	16 BTX-SS	16 BTX-B
28, 30, 32 35, 38		1 1/4	1 5/8-12	2	34	31	240	20 BTX-S	20 BTX-SS	20 BTX-B
		1 1/2	1 7/8-12	2 1/4	41	36	325	24 BTX-S	24 BTX-SS	24 BTX-B
		2	2 1/2-12	2 7/8	55	45	549	32 BTX-S	32 BTX-SS	24 BTX-B

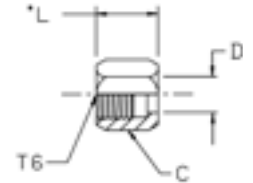
Order codes shown are part of our current manufacturing programme.

**\*Size 12 BTX-S cannot be used with the metric tube sleeve TXS20 or 20 mm tubes.  
This applies to steel, stainless steel and brass.**



## BMTX Nut

Triple-Lok® 37° Flare end nut  
SAE 070110



Tube O.D.		Thread UN/UNF-2B T6	C mm	D mm	L mm	Weight (steel) g/1 piece	Triple-Lok® Steel	Triple-Lok® Stainless Steel
mm	in.							
6	1/4	7/16-20	14	8	16	11	<b>4BMTXS</b>	<b>4BMTXSS</b>
8	5/16	1/2-20	17	10	17	14	<b>5BMTXS</b>	<b>5BMTXSS</b>
10	3/8	9/16-18	19	11	18	18	<b>6BMTXS</b>	<b>6BMTXSS</b>
12	1/2	3/4-16	22	15	21	29	<b>8BMTXS</b>	<b>8BMTXSS</b>
14, 15, 16	5/8	7/8-14	27	18	25	42	<b>10BMTXS</b>	<b>10BMTXSS</b>
18, 20	3/4	1 1/16-12	32	22	26	73	<b>12BMTXS</b>	<b>12BMTXSS</b>
25	1	1 5/16-12	41	28	28	104	<b>16BMTXS</b>	<b>16BMTXSS</b>
28, 30, 32	1 1/4	1 5/8-12	50	34	31	240	<b>20BMTXS</b>	<b>20BMTXSS</b>
35, 38	1 1/2	1 7/8-12	60	41	36	325	<b>24BMTXS</b>	<b>24BMTXSS</b>
42		2 1/4	65	48	40	437	<b>28BMTXS</b>	<b>28BMTXSS</b>

Order codes shown are part of our current manufacturing programme.

## TX Sleeve

Triple-Lok® 37° Flare tube end sleeve for metric tubes  
SAE 070105



Tube O.D. mm	L mm	X mm	Weight (steel) g/1 piece	Triple-Lok® Steel	Triple-Lok® Stainless Steel	Triple-Lok® Brass
6	10	10	2	<b>TXS6</b>	<b>TXSS6</b>	<b>TXB6</b>
8	11	11	2	<b>TXS8</b>	<b>TXSS8</b>	<b>TXB8</b>
10	13	13	2	<b>TXS10</b>	<b>TXSS10</b>	<b>TXB10</b>
12	14	17	7	<b>TXS12</b>	<b>TXSS12</b>	<b>TXB12</b>
14	17	20	13	<b>TXS14</b>	<b>TXSS14</b>	<b>TXB14</b>
15	17	20	10	<b>TXS15</b>	<b>TXSS15</b>	<b>TXB15</b>
16	17	20	7	<b>TXS16</b>	<b>TXSS16</b>	<b>TXB16</b>
18	17	25	16	<b>TXS18</b>	<b>TXSS18</b>	<b>TXB18</b>
20	17	25	12	<b>TXS20</b>	<b>TXSS20</b>	<b>TXB20</b>
22	19	28	25	<b>TXS22</b>	<b>TXSS22</b>	<b>TXB22</b>
25	20	31	21	<b>TXS25</b>	<b>TXSS25</b>	<b>TXB25</b>
28	23	39	40	<b>TXS28</b>	<b>TXSS28</b>	<b>TXB28</b>
30	23	39	45	<b>TXS30</b>	<b>TXSS30</b>	<b>TXB30</b>
32	23	39	30	<b>TXS32</b>	<b>TXSS32</b>	<b>TXB32</b>
35	28	45	60	<b>TXS35</b>	<b>TXSS35</b>	<b>TXB35</b>
38	28	45	51	<b>TXS38</b>	<b>TXSS38</b>	<b>TXB38</b>
42	29	55	149	<b>TXS42</b>	<b>TXSS42</b>	<b>TXB42</b>

Order codes shown are part of our current manufacturing programme.

**K**

## TX Sleeve

Triple-Lok® 37° Flare tube sleeve  
SAE 070105 MS51533



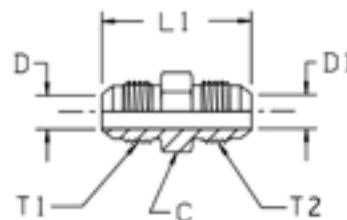
Tube O.D. in.	L mm	X mm	Weight (steel) g/1 piece	Triple-Lok® Steel	Triple-Lok® Stainless Steel	Triple-Lok® Brass
1/8	9	7	2	<b>2 TX-S</b>	<b>2 TX-SS</b>	<b>2 TX-B</b>
3/16	9	8	2	<b>3 TX-S</b>	<b>3 TX-SS</b>	<b>3 TX-B</b>
1/4	10	10	2	<b>4 TX-S</b>	<b>4 TX-SS</b>	<b>4 TX-B</b>
5/16	11	11	2	<b>5 TX-S</b>	<b>5 TX-SS</b>	<b>5 TX-B</b>
3/8	13	13	3	<b>6 TX-S</b>	<b>6 TX-SS</b>	<b>6 TX-B</b>
1/2	14	17	6	<b>8 TX-S</b>	<b>8 TX-SS</b>	<b>8 TX-B</b>
5/8	17	20	8	<b>10 TX-S</b>	<b>10 TX-SS</b>	<b>10 TX-B</b>
3/4	17	25	13	<b>12 TX-S</b>	<b>12 TX-SS</b>	<b>12 TX-B</b>
7/8	19	28	18	<b>14 TX-S</b>	<b>14 TX-SS</b>	<b>14 TX-B</b>
1	20	31	23	<b>16 TX-S</b>	<b>16 TX-SS</b>	<b>16 TX-B</b>
1 1/4	23	39	30	<b>20 TX-S</b>	<b>20 TX-SS</b>	<b>20 TX-B</b>
1 1/2	28	45	51	<b>24 TX-S</b>	<b>24 TX-SS</b>	<b>24 TX-B</b>
2	30	61	156	<b>32 TX-S</b>	<b>32 TX-SS</b>	<b>32 TX-B</b>

Order codes shown are part of our current manufacturing programme.



## HMTX Union

Triple-Lok® 37° Flare ends  
SAE 070101 MS51501



Tube 1 O.D.		Tube 2 O.D.		Thread UN/UNF-2A T1	Thread UN/UNF-2A T2	C	D	D1	L1	Weight (steel) g/1 piece	Triple-Lok® Steel	Triple-Lok® Stainless Steel	Triple-Lok® Brass	PN (bar)		
mm	in.	mm	in.			mm	mm	mm	mm					S	SS	
6	1/8	6	1/8	5/16-24	5/16-24	11	2	2	30	9	<b>2 HTX-S</b>			500	—	
	3/16		3/16	3/8-24	3/8-24	11	3	3	31	10	<b>3 HTX-S</b>			500	—	
	1/4		1/4	7/16-20	7/16-20	13	4	4	35	16	<b>4HMTXS</b>	<b>4HMTXSS</b>	<b>4HMTXB</b>	500	350	
	1/4		1/8	7/16-20	5/16-24	13	5	2	32	12	<b>4-2 HTX-S</b>	<b>4-2HMTXSS</b>	<b>4-2HMTXB</b>	500	350	
6	1/4	6	3/16	7/16-20	3/8-24	13	5	3	33	14	<b>4-3 HTX-S</b>	<b>4-3HMTXSS</b>	<b>4-3HMTXB</b>	500	350	
8	5/16		8	5/16	1/2-20	14	6	6	35	18	<b>5HMTXS</b>	<b>5HMTXSS</b>	<b>5HMTXB</b>	420	350	
8	5/16		6	1/4	1/2-20	7/16-20	14	6	5	35	18	<b>5-4 HTX-S</b>	<b>5-4HMTXSS</b>	<b>5-4HMTXB</b>	420	350
10	3/8		10	3/8	9/16-18	9/16-18	17	8	8	36	25	<b>6HMTXS</b>	<b>6HMTXSS</b>	<b>6HMTXB</b>	420	350
10	3/8	10	6	9/16-18	7/16-20	17	8	4	36	22	<b>6-4HMTXS</b>	<b>6-4HMTXSS</b>	<b>6-4HMTXB</b>	420	350	
10	3/8		8	5/16	9/16-18	1/2-20	17	8	6	36	25	<b>6-5 HTX-S</b>	<b>6-5HMTXSS</b>	<b>6-5HMTXB</b>	420	350
12	1/2		12	1/2	3/4-16	3/4-16	19	10	10	41	52	<b>8HMTXS</b>	<b>8HMTXSS</b>	<b>8HMTXB</b>	420	350
12	1/2		6	1/4	3/4-16	7/16-20	21	10	5	39	45	<b>8-4 HTX-S</b>	<b>8-4HMTXSS</b>	<b>8-4HMTXB</b>	420	350
12	1/2	14, 15,16	10	3/4-16	9/16-18	19	10	8	39	45	<b>8-6HMTXS</b>	<b>8-6HMTXSS</b>	<b>8-6HMTXB</b>	420	350	
14, 15,16	5/8		14, 15,16	5/8	7/8-14	7/8-14	24	12	12	48	80	<b>10HMTXS</b>	<b>10HMTXSS</b>	<b>10HMTXB</b>	350	350
14, 15,16	5/8		10	3/8	7/8-14	9/16-18	24	13	8	43	60	<b>10-6HMTXS</b>	<b>10-6HMTXSS</b>	<b>10-6HMTXB</b>	350	350
14, 15,16	5/8		12	1/2	7/8-14	3/4-16	24	12	10	45	68	<b>10-8HMTXS</b>	<b>10-8HMTXSS</b>	<b>10-8HMTXB</b>	350	350
18, 20	3/4	18, 20	3/4	1 1/16-12	1 1/16-12	27	16	16	55	125	<b>12HMTXS</b>	<b>12HMTXSS</b>	<b>12HMTXB</b>	350	350	
18, 20	3/4		12	1/2	1 1/16-12	3/4-16	29	16	10	50	101	<b>12-8 HTX-S</b>	<b>12-8HMTXSS</b>	<b>12-8HMTXB</b>	350	350
20	3/4		14, 15,16	5/8	1 1/16-12	7/8-14	27	16	12	52	113	<b>12-10HMTXS</b>	<b>12-10HMTXSS</b>	<b>12-10HMTXB</b>	350	350
22	7/8		22	7/8	1 3/16-12	1 3/16-12	32	18	18	56	156	<b>14 HTX-S</b>	<b>14HMTXSS</b>	<b>14HMTXB</b>	280	280
25	1	28, 30, 32	25	1 5/16-12	1 5/16-12	36	22	22	57	131	<b>16HMTXS</b>	<b>16HMTXSS</b>	<b>16HMTXB</b>	280	280	
25	1		20	3/4	1 5/16-12	1 1/16-12	36	22	16	56	169	<b>16-12HMTXS</b>	<b>16-12HMTXSS</b>	<b>16-12HMTXB</b>	280	280
28, 30, 32	1 1/4		28, 30, 32	1 1/4	1 5/8-12	1 5/8-12	46	28	28	62	271	<b>20HMTXS</b>	<b>20HMTXSS</b>	<b>20HMTXB</b>	280	210
28, 30, 32	1 1/4		25	1	1 5/8-12	1 5/16-12	46	28	22	61	235	<b>20-16HMTXS</b>	<b>20-16HMTXSS</b>	<b>20-16HMTXB</b>	280	210
35, 38	1 1/2	42	35, 38	1 1/2	1 7/8-12	1 7/8-12	50	33	33	70	382	<b>24HMTXS</b>	<b>24HMTXSS</b>	<b>24HMTXB</b>	210	210
42	2		42	2	2 1/4-12	2 1/4-12	60	39	39	71	469	<b>28HMTXS</b>	<b>28HMTXSS</b>	<b>28HMTXB</b>	140	150
42			2	2	2 1/2-12	2 1/2-12	67	45	45	87	785	<b>32 HTX-S</b>	<b>32HMTXSS</b>	<b>32HMTXB</b>	140	150

Order codes shown are part of our current manufacturing programme.

Imperial and metric parts may vary in hexagon dimensions.

$$\frac{\text{PN (bar)}}{10} = \text{PN (MPa)}$$

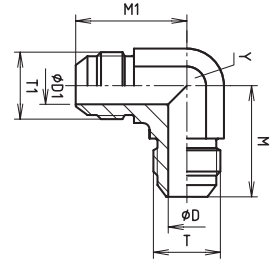
Pressure ratings – PN shown, apply to Steel and Stainless Steel versions of the product.

For Brass parts reduce pressures by 35%.



## EMTX Union elbow

Triple-Lok® 37° Flare ends  
SAE 070201 MS51505



Tube O.D.		Thread UN/UNF-2A T	Thread UN/UNF-2A T1	D mm	D1 mm	M mm	M1 mm	Y mm	Weight (steel) g/1 piece	Triple-Lok® Steel	Triple-Lok® Stainless Steel	Triple-Lok® Brass	PN (bar)	
mm	in.												S	SS
6	1/8	5/16-24	5/16-24	2	2	20	20	11	18	<b>2 ETX-S</b>			500	—
	3/16	3/8-24	3/8-24	3	3	21	21	11	20	<b>3 ETX-S</b>			500	—
	1/4	7/16-20	7/16-20	4	4	23	23	11	25	<b>4EMTXS</b>	<b>4EMTXSS</b>	<b>4 ETX-B</b>	500	350
	5/16	1/2-20	1/2-20	6	6	24	24	13	32	<b>5EMTXS</b>	<b>5EMTXSS</b>	<b>5 ETX-B</b>	420	350
8	3/8	9/16-18	9/16-18	8	8	27	27	14	44	<b>6EMTXS</b>	<b>6EMTXSS</b>	<b>6 ETX-B</b>	420	350
10	3/8	9/16-18	7/16-20	8	4	27	27	14	40	<b>6-4 ETX-S</b>	<b>6-4EMTXSS</b>	<b>6-4 ETX-B</b>	420	350
12	1/2	3/4-16	3/4-16	10	10	32	32	19	88	<b>8EMTXS</b>	<b>8EMTXSS</b>	<b>8 ETX-B</b>	420	350
12	1/2	3/4-16	3/8-24	10	8	32	29	19	75	<b>8-6 ETX-S</b>	<b>8-6EMTXSS</b>		420	—
14, 15, 16	5/8	7/8-14	7/8-14	12	12	37	37	22	139	<b>10EMTXS</b>	<b>10EMTXSS</b>	<b>10 ETX-B</b>	350	350
14, 15, 16	5/8	7/8-14	3/4-16	12	10	37	34	22	120	<b>10-8 ETX-S</b>	<b>10-8EMTXSS</b>	<b>10-8 ETX-B</b>	350	350
18, 20	3/4	1 1/16-12	1 1/16-12	16	16	42	42	27	258	<b>12EMTXS</b>	<b>12EMTXSS</b>	<b>12 ETX-B</b>	350	350
18, 20	3/4	1 1/16-12	3/4-16	16	10	42	46	27	220	<b>12-8 ETX-S</b>	<b>12-8EMTXSS</b>		350	—
18, 20	3/4	1 1/16-12	7/8-14	16	12	42	39	27	240	<b>12-10 ETX-S</b>	<b>12-10EMTXSS</b>		350	—
22	7/8	1 3/16-12	1 3/16-12	18	18	44	44	30	273	<b>14 ETX-S</b>	<b>14EMTXSS</b>		280	—
22, 25	1	1 5/16-12	1 5/16-12	22	22	46	46	33	333	<b>16EMTXS</b>	<b>16EMTXSS</b>	<b>16 ETX-B</b>	280	280
22, 25	1	1 5/16-12	1 1/16-12	22	16	46	45	33	310	<b>16-12 ETX-S</b>	<b>16-12EMTXSS</b>	<b>16-12 ETX-B</b>	280	280
28, 30, 32	1 1/4	1 5/8-12	1 5/8-12	28	28	52	52	41	586	<b>20EMTXS</b>	<b>20EMTXSS</b>	<b>20 ETX-B</b>	280	210
35, 38	1 1/2	1 7/8-12	1 7/8-12	33	33	59	59	48	778	<b>24EMTXS</b>	<b>24EMTXSS</b>	<b>24 ETX-B</b>	210	140
42	1 3/4	2 1/4-12	2 1/4-12	39	39	74	74	63	1100	<b>28 ETX-S</b>			140	—
	2	2 1/2-12	2 1/2-12	45	45	78	78	64	1680	<b>32 ETX-S</b>			140	—

Order codes shown are part of our current manufacturing programme.

Imperial and metric parts may vary in hexagon dimensions.

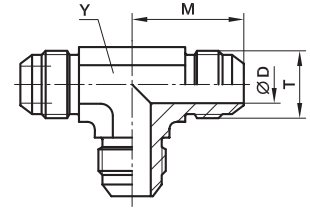
$$\frac{\text{PN (bar)}}{10} = \text{PN (MPa)}$$

Pressure ratings – PN shown, apply to Steel and Stainless Steel versions of the product.

For Brass parts reduce pressures by 35%.

## JMTX Union tee

Triple-Lok® 37° Flare end (three ends)  
SAE 070401 MS51510



Tube O.D.	Thread UN/UNF-2A T	D mm	M mm	Y mm	Weight (steel) g/1 piece	Triple-Lok® Steel	Triple-Lok® Stainless Steel	Triple-Lok® Brass	PN (bar)		
									mm	in.	S
6	1/8	5/16-24	2	20	8	25	<b>2 JTX-S</b>		500	—	
	3/16	3/8-24	3	21	11	30	<b>3 JTX-S</b>		500	—	
	1/4	7/16-20	4	23	11	33	<b>4JMTXS</b>	<b>4JMTXSS</b>	<b>4 JTX-B</b>	500	350
	5/16	1/2-20	6	24	13	42	<b>5JMTXS</b>	<b>5JMTXSS</b>	<b>5 JTX-B</b>	420	350
8	3/8	9/16-18	8	27	14	53	<b>6JMTXS</b>	<b>6JMTXSS</b>	<b>6 JTX-B</b>	420	350
14, 15, 16	1/2	3/4-16	10	32	19	118	<b>8JMTXS</b>	<b>8JMTXSS</b>	<b>8 JTX-B</b>	420	350
	5/8	7/8-14	12	37	22	182	<b>10JMTXS</b>	<b>10JMTXSS</b>	<b>10 JTX-B</b>	350	350
	3/4	1 1/16-12	16	42	27	291	<b>12JMTXS</b>	<b>12JMTXSS</b>	<b>12 JTX-B</b>	350	350
	7/8	1 3/16-12	18	44	33	403	<b>14 JTX-S</b>	<b>14JMTXSS</b>	<b>14 JTX-B</b>	280	245
	1	1 5/16-12	22	46	33	415	<b>16JMTXS</b>	<b>16JMTXSS</b>	<b>16 JTX-B</b>	280	280
28, 30, 32	1 1/4	1 5/8-12	28	52	41	706	<b>20JMTXS</b>	<b>20JMTXSS</b>	<b>20 JTX-B</b>	280	210
	1 1/2	1 7/8-12	33	59	48	990	<b>24 JTX-S</b>	<b>24JMTXSS</b>	<b>24 JTX-B</b>	210	140
	3/4	2 1/4-12	39	74	63	2270	<b>28 JTX-S</b>			140	—
	2	2 1/2-12	45	78	66	2450	<b>32 JTX-S</b>			140	—

Order codes shown are part of our current manufacturing programme.

Imperial and metric parts may vary in hexagon dimensions.

$$\frac{\text{PN (bar)}}{10} = \text{PN (MPa)}$$

Pressure ratings – PN shown, apply to Steel and Stainless Steel versions of the product.

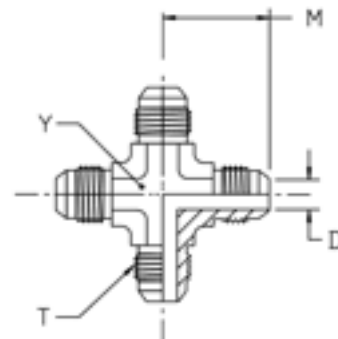
For Brass parts reduce pressures by 35%.

Union tee reducing up on request.

**K**

## KTX Union cross

Triple-Lok® 37° Flare end (four ends)  
SAE 070501 MS51517



Tube O.D. mm	in.	Thread UN/UNF-2A T	D mm	M mm	Y mm	Weight (steel) g/1 piece	Triple-Lok® Steel	Triple-Lok® Stainless Steel	Triple-Lok® Brass	PN (bar)	
										S	SS
6	1/4	7/16-20	4	23	11	41	<b>4 KTX-S</b>	<b>4 KTX-SS</b>	<b>4 KTX-B</b>	500	350
8	5/16	1/2-20	6	24	14	50	<b>5 KTX-S</b>	<b>5 KTX-SS</b>	<b>5 KTX-B</b>	420	350
10	3/8	9/16-18	8	27	14	68	<b>6 KTX-S</b>	<b>6 KTX-SS</b>	<b>6 KTX-B</b>	420	350
12	1/2	3/4-16	10	32	19	144	<b>8 KTX-S</b>	<b>8 KTX-SS</b>	<b>8 KTX-B</b>	420	350
14, 15, 16	5/8	7/8-14	12	37	22	220	<b>10 KTX-S</b>	<b>10 KTX-SS</b>	<b>10 KTX-B</b>	350	350
18, 20	3/4	1 1/16-12	16	42	27	345	<b>12 KTX-S</b>	<b>12 KTX-SS</b>	<b>12 KTX-B</b>	350	350
25	1	1 5/16-12	22	46	33	588	<b>16 KTX-S</b>	<b>16 KTX-SS</b>	<b>16 KTX-B</b>	280	280

Order codes shown are part of our current manufacturing programme.

Imperial and metric parts may vary in hexagon dimensions.

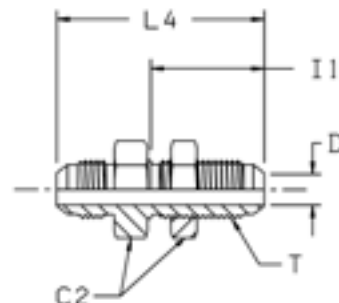
$$\frac{\text{PN (bar)}}{10} = \text{PN (MPa)}$$

Pressure ratings – PN shown, apply to Steel and Stainless Steel versions of the product.

For Brass parts reduce pressures by 35%.

## WMTX Bulkhead union

Triple-Lok® 37° Flare ends  
SAE 070601 MS51520



Tube O.D.		Thread UN/UNF-2A T	C2 mm	D mm	I1 mm	L4 mm	Weight (steel) g/1 piece	Triple-Lok® Steel	Triple-Lok® Stainless Steel	Triple-Lok® Brass	PN (bar)	
mm	in.										S	SS
6	1/4	7/16-20	17	4	31	53	41	4WMTXWLNMS	4WMTXWLNMS	4WMTXWLNMB	500	350
8	5/16	1/2-20	19	6	31	53	49	5WMTXWLNMS	5WMTXWLNMS	5WMTXWLNMB	420	350
10	3/8	9/16-18	22	8	33	55	64	6WMTXWLNMS	6WMTXWLNMS	6WMTXWLNMB	420	350
12	1/2	3/4-16	24	10	37	62	111	8WMTXWLNMS	8WMTXWLNMS	8WMTXWLNMB	420	350
14, 15, 16	5/8	7/8-14	30	12	40	70	157	10WMTXWLNMS	10WMTXWLNMS	10WMTXWLNMB	350	350
18, 20	3/4	1 1/16-12	36	16	44	79	254	12WMTXWLNMS	12WMTXWLNMS	12WMTXWLNMB	350	350
22	7/8	1 3/16-12	38	18	45	80	296	14 WTX-WLN-S	14WMTXWLNMS	14WMTXWLNMB	280	280
25	1	1 5/16-12	41	22	44	80	337	16WMTXWLNMS	16WMTXWLNMS	16WMTXWLNMB	280	280
28, 30, 32	1 1/4	1 5/8-12	50	28	46	84	462	20WMTXWLNMS	20WMTXWLNMS	20WMTXWLNMB	280	210
35, 38	1 1/2	1 7/8-12	55	33	46	89	695	24WMTXWLNMS	24WMTXWLNMS	24WMTXWLNMB	210	140

Order codes shown are part of our current manufacturing programme.

Imperial and metric parts may vary in hexagon dimensions.

For the version without the locknut remove "WLNMS" (e. g. 16WMTX)

$$\frac{\text{PN (bar)}}{10} = \text{PN (MPa)}$$

Pressure ratings – PN shown, apply to Steel and Stainless Steel versions of the product.

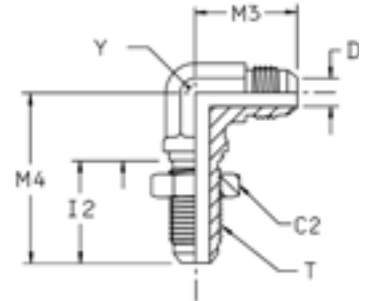
For Brass parts reduce pressures by 35%.

### Maximum bulkhead wallthickness

Size	Tube O.D.		Straight bulkhead union Max. thickness mm	Shape bulkhead union Max. thickness mm
	inch	metric		
4	1/4	6	8.4	5.3
5	5/16	8	8.4	5.3
6	3/8	10	10.7	7.1
8	1/2	12	11.2	8.4
10	5/8	14–16	10.9	8.1
12	3/4	18–20	11.2	8.6
14	7/8		10.4	7.9
16	1	22–25	9.9	7.4
20	1 1/4	28–32	10.2	7.4
24	1 1/2	35–38	7.1	—
32	2		7.1	—

## WEMTX Bulkhead union elbow

Triple-Lok® 37° Flare ends  
SAE 070701 MS51507



Tube O.D. mm	Tube O.D. in.	Thread UN/UNF-2A T	C2 mm	D mm	I2 mm	M3 mm	M4 mm	Y mm	Weight (steel) g/1 piece	Triple-Lok® Steel	Triple-Lok® Stainless Steel	Triple-Lok® Brass	PN (bar)	
													S	SS
6	1/4	7/16-20	17	4	26	25	40	11	44	4 WETX-WLN-S	4 WETX-WLN-SS	4 WETX-WLN-B	500	350
8	5/16	1/2-20	19	6	26	27	44	13	59	5 WETX-WLN-S	5 WETX-WLN-SS	5 WETX-WLN-B	420	350
10	3/8	9/16-18	22	8	28	28	46	14	72	6WEMTXWLNMS	6 WETX-WLN-SS	6 WETX-WLN-B	420	350
12	1/2	3/4-16	24	10	32	36	54	19	145	8WEMTXWLNMS	8 WETX-WLN-SS	8 WETX-WLN-B	420	350
14, 15, 16	5/8	7/8-14	30	12	35	40	61	22	212	10WEMTXWLNMS	10 WETX-WLN-SS	10 WETX-WLN-B	350	350
18, 20	3/4	1 1/16-12	36	16	40	45	68	27	345	12WEMTXWLNMS	12 WETX-WLN-SS	12 WETX-WLN-B	350	350
22	7/8	1 3/16-12	38	18	40	49	71	33	370	14 WETX-WLN-S	14 WETX-WLN-SS		280	—
25	1	1 5/16-12	41	22	40	49	71	33	474	16 WETX-WLN-S	16 WETX-WLN-SS		280	—
28, 30, 32	1 1/4	1 5/8-12	48	28	41	55	80	41	753	20 WETX-WLN-S	20 WETX-WLN-SS		280	—

Order codes shown are part of our current manufacturing programme.

Imperial and metric parts may vary in hexagon dimensions.

For the version without the locknut remove "WLNMS" (e. g. 16WETX)

$$\frac{\text{PN (bar)}}{10} = \text{PN (MPa)}$$

Pressure ratings – PN shown, apply to Steel and Stainless Steel versions of the product.

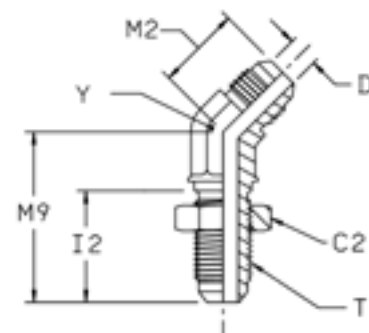
For Brass parts reduce pressures by 35%.

### Maximum bulkhead wallthickness

Size	Tube O.D.		Straight bulkhead union Max. thickness mm	Shape bulkhead union Max. thickness mm
	inch	metric		
4	1/4	6	8.4	5.3
5	5/16	8	8.4	5.3
6	3/8	10	10.7	7.1
8	1/2	12	11.2	8.4
10	5/8	14–16	10.9	8.1
12	3/4	18–20	11.2	8.6
14	7/8		10.4	7.9
16	1	22–25	9.9	7.4
20	1 1/4	28–32	10.2	7.4
24	1 1/2	35–38	7.1	—
32	2		7.1	—

## WNTX 45° Bulkhead union elbow

Triple-Lok® 37° Flare ends  
SAE 070801 MS51509



Tube O.D.		Thread UN/UNF-2A T	C2 mm	D mm	I2 mm	M2 mm	M9 mm	Y mm	Weight (steel) g/1 piece	Triple-Lok® Steel	Triple-Lok® Stainless Steel	PN (bar)	
mm	in.											S	SS
6	1/4	7/16-20	17	4	26	18	39	11	32	<b>4 WNTX-WLN-S</b>	<b>4 WNTX-WLN-SS</b>	500	350
8	5/16	1/2-20	19	6	26	20	42	14	41	<b>5 WNTX-WLN-S</b>		420	—
10	3/8	9/16-18	21	8	28	21	42	14	48	<b>6 WNTX-WLN-S</b>	<b>6 WNTX-WLN-SS</b>	420	350
12	1/2	3/4-16	25	10	32	25	49	19	105	<b>8 WNTX-WLN-S</b>	<b>8 WNTX-WLN-SS</b>	420	350
14, 15, 16	5/8	7/8-14	29	12	35	28	55	22	152	<b>10 WNTX-WLN-S</b>	<b>10 WNTX-WLN-SS</b>	350	350
18, 20	3/4	1 1/16-12	35	16	40	33	62	27	245	<b>12 WNTX-WLN-S</b>	<b>12 WNTX-WLN-SS</b>	350	350
22, 25	1	1 5/16-12	41	22	40	37	65	33	355	<b>16 WNTX-WLN-S</b>	<b>16 WNTX-WLN-SS</b>	280	280
28, 30, 32	1 1/4	1 5/8-12	48	28	41	40	67	41	465	<b>20 WNTX-WLN-S</b>		280	—

Order codes shown are part of our current manufacturing programme.

Imperial and metric parts may vary in hexagon dimensions.

For the version without the locknut remove "WLN" (e.g. 16 WNTX)

$$\frac{\text{PN (bar)}}{10} = \text{PN (MPa)}$$

Pressure ratings – PN shown, apply to Steel and Stainless Steel versions of the product.

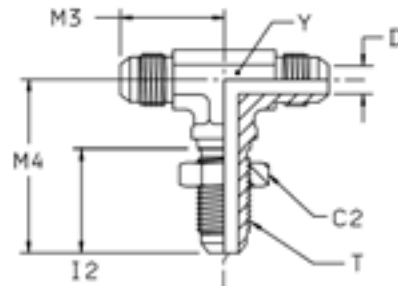


### Maximum bulkhead wallthickness

Size	Tube O.D.		Straight bulkhead union Max. thickness mm	Shape bulkhead union Max. thickness mm
	inch	metric		
4	1/4	6	8.4	5.3
5	5/16	8	8.4	5.3
6	3/8	10	10.7	7.1
8	1/2	12	11.2	8.4
10	5/8	14–16	10.9	8.1
12	3/4	18–20	11.2	8.6
14	7/8		10.4	7.9
16	1	22–25	9.9	7.4
20	1 1/4	28–32	10.2	7.4
24	1 1/2	35–38	7.1	—
32	2		7.1	—

## WJTX Bulkhead branch tee

Triple-Lok® 37° Flare ends  
SAE 070959 MS51515



Tube O.D.		Thread UN/UNF-2A T	C2 mm	D mm	l2 mm	M3 mm	M4 mm	Y mm	Weight (steel) g/1 piece	Triple-Lok® Steel	Triple-Lok® Stainless Steel	PN (bar)	
mm	in.											S	SS
6	1/4	7/16-20	17	4	26	25	40	11	45	<b>4 WJTX-WLN-S</b>	<b>4 WJTX-WLN-SS</b>	500	350
10	3/8	9/16-18	21	8	28	28	46	14	71	<b>6 WJTX-WLN-S</b>	<b>6 WJTX-WLN-SS</b>	420	350
12	1/2	3/4-16	25	10	32	35	54	19	158	<b>8 WJTX-WLN-S</b>	<b>8 WJTX-WLN-SS</b>	420	350
14, 15, 16	5/8	7/8-14	29	12	35	40	61	22	297	<b>10 WJTX-WLN-S</b>	<b>10 WJTX-WLN-SS</b>	350	350
18, 20	3/4	1 1/16-12	35	16	40	45	68	27	379	<b>12 WJTX-WLN-S</b>	<b>12 WJTX-WLN-SS</b>	350	350
22, 25	1	1 5/16-12	42	22	40	49	71	33	420	<b>16 WJTX-WLN-S</b>		280	—
28, 30, 32	1 1/4	1 5/8-12	48	28	41	55	79	41	500	<b>20 WJTX-WLN-S</b>		280	—

Order codes shown are part of our current manufacturing programme.

Imperial and metric parts may vary in hexagon dimensions.

For the version without the locknut remove "WLN" (e.g. 16 WJTX)

$$\frac{\text{PN (bar)}}{10} = \text{PN (MPa)}$$

Pressure ratings – PN shown, apply to Steel and Stainless Steel versions of the product.

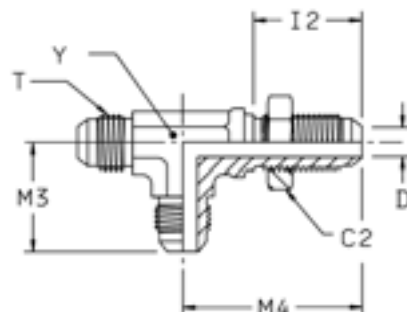
### Maximum bulkhead wallthickness

Size	Tube O.D.		Straight bulkhead union Max. thickness mm	Shape bulkhead union Max. thickness mm
	inch	metric		
4	1/4	6	8.4	5.3
5	5/16	8	8.4	5.3
6	3/8	10	10.7	7.1
8	1/2	12	11.2	8.4
10	5/8	14–16	10.9	8.1
12	3/4	18–20	11.2	8.6
14	7/8		10.4	7.9
16	1	22–25	9.9	7.4
20	1 1/4	28–32	10.2	7.4
24	1 1/2	35–38	7.1	—
32	2		7.1	—



## WJJT<sub>X</sub> Bulkhead run tee

Triple-Lok® 37° Flare ends  
SAE 070958 MS51516



Tube O.D.		Thread UN/UNF-2A T	C2 mm	D mm	I2 mm	M3 mm	M4 mm	Y mm	Weight (steel) g/1 piece	Triple-Lok® Steel	PN (bar)
mm	in.										
6	1/4	7/16-20	17	4	26	25	40	11	58	<b>4 WJJT<sub>X</sub>-WLN-S</b>	500
10	3/8	9/16-18	21	8	28	28	46	14	75	<b>6 WJJT<sub>X</sub>-WLN-S</b>	420
12	1/2	3/4-16	25	10	32	35	54	19	158	<b>8 WJJT<sub>X</sub>-WLN-S</b>	420
14, 15, 16	5/8	7/8-14	29	12	35	40	61	22	309	<b>10 WJJT<sub>X</sub>-WLN-S</b>	350
18, 20	3/4	1 1/16-12	35	16	40	45	68	27	340	<b>12 WJJT<sub>X</sub>-WLN-S</b>	350
22, 25	1	1 5/16-12	42	22	40	49	71	36	390	<b>16 WJJT<sub>X</sub>-WLN-S</b>	280
28, 30, 32	1 1/4	1 5/8-12	48	28	41	55	79	41	450	<b>20 WJJT<sub>X</sub>-WLN-S</b>	280

Order codes shown are part of our current manufacturing programme.

Imperial and metric parts may vary in hexagon dimensions.

For the version without the locknut remove "WLN" (e.g. 16 WJJT<sub>X</sub>)

$$\frac{\text{PN (bar)}}{10} = \text{PN (MPa)}$$

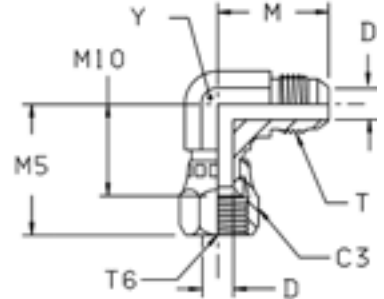


### Maximum bulkhead wallthickness

Size	Tube O.D.		Straight bulkhead union Max. thickness mm	Shape bulkhead union Max. thickness mm
	inch	metric		
4	1/4	6	8.4	5.3
5	5/16	8	8.4	5.3
6	3/8	10	10.7	7.1
8	1/2	12	11.2	8.4
10	5/8	14-16	10.9	8.1
12	3/4	18-20	11.2	8.6
14	7/8		10.4	7.9
16	1	22-25	9.9	7.4
20	1 1/4	28-32	10.2	7.4
24	1 1/2	35-38	7.1	—
32	2		7.1	—

## C6MX Swivel nut elbow

Triple-Lok® 37° Flare end / Triple-Lok® 37° Flare female swivel end  
SAE 070221 MS51521



Tube O.D. mm	Tube O.D. in.	Thread UN/UNF-2A T	Thread UN/UNF-2B T6	C3 mm	D mm	M mm	M5 mm	M10 mm	Y mm	Weight (steel) g/1 piece	Triple-Lok® Steel	Triple-Lok® Stainless Steel		PN (bar)		
												S	SS	S	SS	
6	3/16	3/8-24	3/8-24	13	3	21	25	16	11	27	<b>3 C6X-S</b>		500	—		
	1/4	7/16-20	7/16-20	16	4	23	25	17	11	37	<b>4C6MXS</b>	<b>4C6MXSS</b>	500	350		
	8	5/16	1/2-20	1/2-20	17	6	24	27	13	43	<b>5C6MXS</b>	<b>5C6MXSS</b>	420	350		
	10	3/8	9/16-18	9/16-18	19	8	27	32	22	54	<b>6C6MXS</b>	<b>6C6MXSS</b>	350	350		
	12	1/2	3/4-16	3/4-16	22	10	32	35	24	105	<b>8C6MXS</b>	<b>8C6MXSS</b>	350	350		
14, 15, 16	5/8	7/8-14	7/8-14	27	12	37	41	28	22	162	<b>10C6MXS</b>	<b>10C6MXSS</b>	350	350		
	18, 20	3/4	1 1/16-12	1 1/16-12	32	16	42	44	30	260	<b>12C6MXS</b>	<b>12C6MXSS</b>	350	350		
	22	7/8	1 3/16-12	1 3/16-12	35	18	46	45	34	293	<b>14 C6X-S</b>		250	—		
	25	1	1 5/16-12	1 5/16-12	38	22	46	51	36	420	<b>16C6MXS</b>	<b>16C6MXSS</b>	250	250		
	28, 30, 32	1 1/4	1 5/8-12	1 5/8-12	50	28	52	59	43	679	<b>20 C6X-S</b>	<b>20C6MXSS</b>	250	210		
35, 38	1 1/2	1 7/8-12	1 7/8-12	57	33	59	66	47	48	747	<b>24 C6X-S</b>	<b>24C6MXSS</b>	170	140		
	2	2 1/2-12	2 1/2-12	73	45	78	89	62	66	920	<b>32 C6X-S</b>		110	—		

Order codes shown are part of our current manufacturing programme.

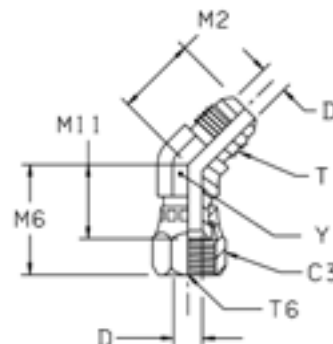
Imperial and metric parts may vary in hexagon dimensions.

$$\frac{\text{PN (bar)}}{10} = \text{PN (MPa)}$$

Pressure ratings – PN shown, apply to Steel and Stainless Steel versions of the product.

## V6MX 45° Swivel nut elbow

Triple-Lok® 37° Flare end / Triple-Lok® 37° Flare female swivel end  
SAE 070321 MS51522



Tube O.D. mm	in.	Thread UN/UNF-2A T	Thread UN/UNF-2B T6	C3 mm	D mm	M2 mm	M6 mm	M11 mm	Y mm	Weight (steel) g/1 piece	Triple-Lok® Steel	Triple-Lok® Stainless Steel	PN (bar)	
													S	SS
6	1/4	7/16-20	7/16-20	14	4	18	24	15	11	30	<b>4 V6X-S</b>	<b>4 V6X-SS</b>	500	350
8	5/16	1/2-20	1/2-20	16	6	20	25	16	14	45	<b>5 V6X-S</b>	<b>5 V6X-SS</b>	420	350
10	3/8	9/16-18	9/16-18	19	8	21	28	19	14	47	<b>6 V6X-S</b>	<b>6 V6X-SS</b>	350	350
12	1/2	3/4-16	3/4-16	22	10	25	33	22	19	89	<b>8V6MXS</b>	<b>8 V6X-SS</b>	350	350
14, 15, 16	5/8	7/8-14	7/8-14	27	12	28	37	24	22	131	<b>10 V6X-S</b>	<b>10 V6X-SS</b>	350	350
18, 20	3/4	1 1/16-12	1 1/16-12	32	16	33	38	24	27	203	<b>12 V6X-S</b>	<b>12 V6X-SS</b>	350	350
22	7/8	1 3/16-12	1 3/16-12	35	18	35	41	28	30	291	<b>14 V6X-S</b>		250	—
25	1	1 5/16-12	1 5/16-12	38	22	37	44	29	33	335	<b>16 V6X-S</b>	<b>16 V6X-SS</b>	250	250
28, 30, 32	1 1/4	1 5/8-12	1 5/8-12	51	27	40	52	36	41	572	<b>20 V6X-S</b>	<b>20 V6X-SS</b>	250	210
35, 38	1 1/2	1 7/8-12	1 7/8-12	57	33	45	58	39	48	715	<b>24 V6X-S</b>	<b>24 V6X-SS</b>	170	140
	2	2 1/2-12	2 1/2-12	72	45	56	70	50	66	960	<b>32 V6X-S</b>	<b>32 V6X-SS</b>	110	110

Order codes shown are part of our current manufacturing programme.

Imperial and metric parts may vary in hexagon dimensions.

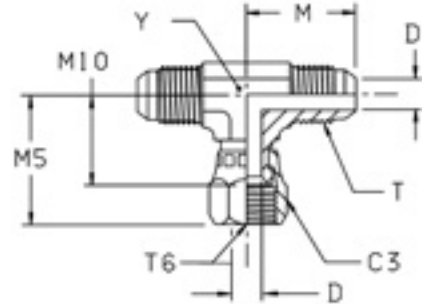
$$\frac{\text{PN (bar)}}{10} = \text{PN (MPa)}$$

Pressure ratings – PN shown, apply to Steel and Stainless Steel versions of the product.



## S6MX Swivel nut branch tee

Triple-Lok® 37° Flare ends / Triple-Lok® 37° Flare female swivel end  
 SAE 070433 MS51524



Tube O.D.		Thread UN/UNF-2A T	Thread UN/UNF-2B T6	C3 mm	D mm	M mm	M5 mm	M10 mm	Y mm	Weight (steel) g/1 piece	Triple-Lok® Steel	Triple-Lok® Stainless Steel	PN (bar)	
mm	in.												S	SS
6	1/4	7/16-20	7/16-20	16	4	23	25	17	11	44	<b>4 S6X-S</b>	<b>4 S6X-SS</b>	500	350
8	5/16	1/2-20	1/2-20	17	6	24	27	17	13	58	<b>5S6MXS</b>	<b>5 S6X-SS</b>	420	350
10	3/8	9/16-18	9/16-18	19	8	27	32	22	14	71	<b>6S6MXS</b>	<b>6 S6X-SS</b>	350	350
12	1/2	3/4-16	3/4-16	22	10	32	35	24	19	133	<b>8S6MXS</b>	<b>8 S6X-SS</b>	350	350
14, 15, 16	5/8	7/8-14	7/8-14	27	12	37	41	28	22	203	<b>10S6MXS</b>	<b>10 S6X-SS</b>	350	350
18, 20	3/4	1 1/16-12	1 1/16-12	32	16	42	44	30	27	328	<b>12S6MXS</b>	<b>12 S6X-SS</b>	350	350
25	1	1 5/16-12	1 5/16-12	38	22	46	51	36	33	483	<b>16S6MXS</b>	<b>16 S6X-SS</b>	250	250
28, 30, 32	1 1/4	1 5/8-12	1 5/8-12	50	28	52	59	43	41	708	<b>20 S6X-S</b>	<b>20 S6X-SS</b>	250	210
35, 38	1 1/2	1 7/8-12	1 7/8-12	57	33	59	68	49	48	1100	<b>24 S6X-S</b>	<b>24 S6X-SS</b>	170	170

Order codes shown are part of our current manufacturing programme.

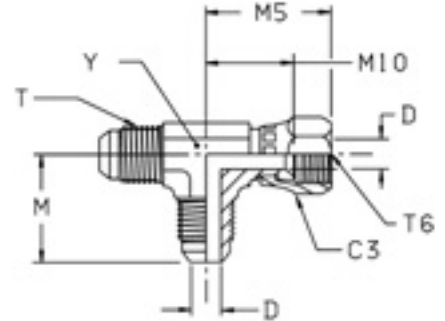
Imperial and metric parts may vary in hexagon dimensions.

$$\frac{\text{PN (bar)}}{10} = \text{PN (MPa)}$$

Pressure ratings – PN shown, apply to Steel and Stainless Steel versions of the product.

## R6MX Swivel nut run tee

Triple-Lok® 37° Flare ends / Triple-Lok® 37° Flare female swivel end  
SAE 070432



Tube O.D.		Thread UN/UNF-2A T	Thread UN/UNF-2B T6	C3 mm	D mm	M mm	M5 mm	M10 mm	Y mm	Weight (steel) g/1 piece	Triple-Lok® Steel	Triple-Lok® Stainless Steel	PN (bar)	
mm	in.												S	SS
6	1/4	7/16-20	7/16-20	16	4	23	25	17	11	44	<b>4 R6X-S</b>	<b>4 R6X-SS</b>	500	350
8	5/16	1/2-20	1/2-20	17	6	24	27	17	13	56	<b>5R6MXS</b>	<b>5 R6X-SS</b>	420	350
10	3/8	9/16-18	9/16-18	19	8	27	32	22	14	69	<b>6R6MXS</b>	<b>6 R6X-SS</b>	350	350
12	1/2	3/4-16	3/4-16	22	10	32	35	24	19	136	<b>8R6MXS</b>	<b>8 R6X-SS</b>	350	350
14, 15, 16	5/8	7/8-14	7/8-14	27	12	37	41	28	22	207	<b>10R6MXS</b>	<b>10 R6X-SS</b>	350	350
18, 20	3/4	1 1/16-12	1 1/16-12	32	16	42	44	30	27	319	<b>12R6MXS</b>	<b>12 R6X-SS</b>	350	350
22	7/8	1 3/16-12	1 3/16-12	35	18	46	45	34	33	622	<b>14 R6X-S</b>	<b>14 R6X-SS</b>	250	250
25	1	1 5/16-12	1 5/16-12	38	22	46	51	36	33	489	<b>16R6MXS</b>	<b>16 R6X-SS</b>	250	250
28, 30, 32	1 1/4	1 5/8-12	1 5/8-12	50	28	52	59	43	41	712	<b>20R6MXS</b>	<b>20 R6X-SS</b>	250	210
35, 38	1 1/2	1 7/8-12	1 7/8-12	57	33	59	66	47	48	1100	<b>24 R6X-S</b>	<b>24 R6X-SS</b>	170	170

Order codes shown are part of our current manufacturing programme.

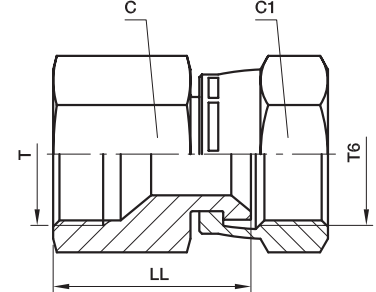
Imperial and metric parts may vary in hexagon dimensions.

$$\frac{\text{PN (bar)}}{10} = \text{PN (MPa)}$$

Pressure ratings – PN shown, apply to Steel and Stainless Steel versions of the product.

## BBMTX Swivel nut female connector

Triple-Lok® 37° Flare fixed female end / Triple-Lok® 37° Flare female swivel end



Tube O.D. mm	Tube O.D. in.	Thread UN/UNF-2A T	Thread UN/UNF-2B T6	C mm	C1 mm	LL mm	Weight (steel) g/1 piece	Triple-Lok® Steel	Triple-Lok® Stainless Steel	PN (bar)	
										S	SS
6	1/4	7/16-20	7/16-20	14	16	23	25	<b>4BBMTXS</b>	<b>4BBMTXSS</b>	500	350
8	5/16	1/2-20	1/2-20	17	17	26	32	<b>5BBMTXS</b>	<b>5BBMTXSS</b>	420	350
10	3/8	9/16-20	9/16-20	19	19	26	60	<b>6BBMTXS</b>	<b>6BBMTXSS</b>	350	350
12	1/2	3/4-16	3/4-16	22	22	32	87	<b>8BBMTXS</b>	<b>8BBMTXSS</b>	350	350
14, 15, 16	5/8	7/8-14	7/8-14	27	27	36	150	<b>10BBMTXS</b>	<b>10BBMTXSS</b>	350	350
18, 20	3/4	1 1/16-12	1 1/16-12	32	32	37	221	<b>12BBMTXS</b>	<b>12BBMTXSS</b>	350	350
25	1	1 5/16-12	1 5/16-12	41	38	42	348	<b>16BBMTXS</b>	<b>16BBMTXSS</b>	250	250
28, 30, 32	1 1/4	1 5/8-12	1 5/8-12	50	50	47	955	<b>20BBMTXS</b>	<b>20BBMTXSS</b>	250	210
35, 38	1 1/2	1 7/8-12	1 7/8-12	60	60	54	1031	<b>24BBMTXS</b>	<b>24BBMTXSS</b>	170	140

Order codes shown are part of our current manufacturing programme.

Imperial and metric parts may vary in hexagon dimensions.

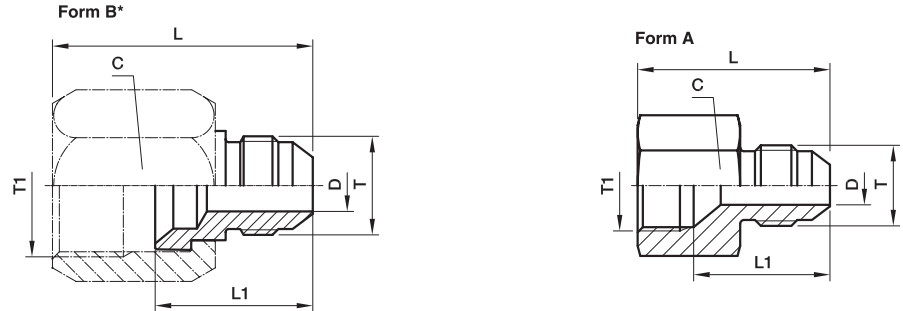
$\frac{\text{PN (bar)}}{10} = \text{PN (MPa)}$

Pressure ratings – PN shown, apply to Steel and Stainless Steel versions of the product.

**TRMTX Tube end reducer**

Triple-Lok® 37° Flare end / Triple-Lok® 37° Flare female swivel\* end  
SAE 070123 MS51534

\*Form A Fixed Female Style



\* For Form B, a BTX- or BTMX-nut is required (to be ordered separately)

Tube Metric T1 O.D.	Tube Metric T O.D.	Tube in. T1 O.D.	Tube in. T O.D.	Thread UN/UNF-2B T1	Thread UN/UNF-2A T	Typ	C mm	D mm	L mm	L1 mm	Weight (steel) g/1 piece	Triple-Lok® Steel	Triple-Lok® Stainless Steel	Triple-Lok® Brass	PN (bar) S SS
8	6	1/4	1/8	7/16-20	5/16-24	B	14	2	31	19	16	4-2TRTXS	4-2TRMTXSS		500 350
10	6	5/16	1/4	1/2-20	7/16-20	A	17	4	29	24	21	5-4TRMTXS	5-4TRMTXSS		420 350
10	8	3/8	1/4	9/16-18	7/16-20	B	19	4	36	23	35	6-4TRTXS	6-4TRMTXSS	6-4 TRTX-B	420 350
12	8	3/8	5/16	9/16-18	1/2-20	A	19	6	29	26	29	6-5TRMTXS	6-5TRMTXSS		420 350
12	6	1/2	1/4	3/4-16	7/16-20	B	22	4	38	23	38	8-4TRTXS	8-4TRMTXSS	8-4 TRTX-B	420 350
12	8	1/2	5/16	3/4-16	1/2-20	B	22	6	38	23	35	8-5TRTXS	8-5TRMTXSS		420 350
12	10	1/2	3/8	3/4-16	9/16-18	B	22	8	38	23	32	8-6TRTXS	8-6TRMTXSS	8-6 TRTX-B	420 350
14, 15, 16	6	5/8	1/4	7/8-14	7/16-20	B	27	4	45	26	83	10-4TRTXS	10-4TRMTXSS		350 350
14, 15, 16	8	5/8	5/16	7/8-14	1/2-20	B	27	6	41	26	80	10-5TRTXS	10-5TRMTXSS		350 350
14, 15, 16	10	5/8	3/8	7/8-14	9/16-20	B	27	8	41	29	78	10-6TRTXS	10-6TRMTXSS	10-6 TRTX-B	350 350
14, 15, 16	12	5/8	1/2	7/8-14	3/4-16	A	27	10	37	22	73	10-8TRMTXS	10-8TRMTXSS		350 350
18, 20	6	3/4	1/4	1 1/16-12	7/16-20	B	32	4	47	28	120	12-4TRTXS	12-4TRMTXSS	12-4 TRTX-B	350 350
18, 20	8	3/4	5/16	1 1/16-12	1/2-20	B	32	6	45	26	118	12-5TRTXS	12-5TRMTXSS		350 350
18, 20	10	3/4	3/8	1 1/16-12	9/16-20	B	32	8	47	25	115	12-6TRTXS	12-6TRMTXSS	12-6 TRTX-B	350 350
18, 20	12	3/4	1/2	1 1/16-12	3/4-16	B	32	10	50	27	128	12-8TRTXS	12-8TRMTXSS	12-8 TRTX-B	350 350
18, 20	14, 15, 16	3/4	5/8	1 1/16-12	7/8-14	A	32	12	42	26	119	12-10TRMTXS	12-10TRMTXSS		350 350
22	10	7/8	3/8	1 3/16-12	9/16-20	B	35	8	50	29	102	14-6TRTXS	14-6TRMTXSS		350 350
22	14, 15, 16	7/8	5/8	1 3/16-12	7/8-14	B	35	12	55	34	120	14-10TRTXS	14-10TRMTXSS		350 350
22	18, 20	7/8	3/4	1 3/16-12	1 1/16-12	A	35	16	47	33	166	14-12 TRTXN-S	14-12TRMTXSS		350 350
25	6	1	1/4	1 5/16-12	7/16-20	B	41	4	53	31	205	16-4TRTXS	16-4TRMTXSS		310 350
25	10	1	3/8	1 5/16-12	9/16-18	B	41	8	48	31	215	16-6TRTXS	16-6TRMTXSS		310 350
25	12	1	1/2	1 5/16-12	3/4-16	B	41	10	49	29	228	16-8TRTXS	16-8TRMTXSS		310 350
25	14, 15, 16	1	5/8	1 5/16-12	7/8-14	B	41	12	52	30	239	16-10TRTXS	16-10TRMTXSS		310 350
25	18, 20	1	3/4	1 5/16-12	1 1/16-12	B	41	16	55	35	252	16-12TRTXS	16-12TRMTXSS		310 280
25	22	1	7/8	1 5/16-12	1 3/16-12	A	38	18	60	38	224	16-14 TRTXN-S	16-14TRMTXSS		310 280
28, 30, 32	14, 15, 16	1 1/4	5/8	1 5/8-12	7/8-14	B	50	12	59	32	380	20-10TRTXS	20-10TRMTXSS		280 280
28, 30, 32	18, 20	1 1/4	3/4	1 5/8-12	1 1/16-12	B	50	16	62	39	370	20-12TRTXS	20-12TRMTXSS		280 280
28, 30, 32	25	1 1/4	1	1 5/8-12	1 5/16-12	B	50	21	64	40	355	20-16TRTXS	20-16TRMTXSS		280 280
35, 38	20	1 1/2	3/4	1 7/8-12	1 1/16-12	B	60	16	63	41	520	24-12TRTXS	24-12TRMTXSS		210 280
35, 38	25	1 1/2	1	1 7/8-12	1 5/16-12	B	60	22	63	41	570	24-16TRTXS	24-16TRMTXSS		210 140
35, 38	28, 30, 32	1 1/2	1 1/4	1 7/8-12	1 5/8-12	B	60	27	70	43	614	24-20TRTXS	24-20TRMTXSS		210 140
42	35, 38			2 1/4-12	1 7/8-12	B	65	33	72	42	839	28-24TRTXS	28-24TRMTXSS		140 140
50	38	2	1 1/2	2 1/2-12	1 7/8-12	B	70	34	75	49	900	32-24TRTXS			140 —

Order codes shown are part of our current manufacturing programme.

Imperial and metric parts may vary in hexagon dimensions.

$$\frac{PN \text{ (bar)}}{10} = PN \text{ (MPa)}$$

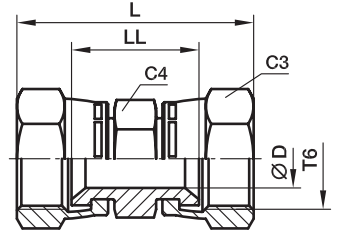
Pressure ratings – PN shown, apply to Steel and Stainless Steel versions of the product.

For Brass parts reduce pressures by 35 %



## HMX6 Swivel nut union

Triple-Lok® 37° Flare female swivel ends



Tube O.D.		Thread UN/UNF-2B T6	C3 mm	C4 mm	D mm	L mm	LL mm	Weight (steel) g/1 piece	Triple-Lok® Steel	Triple-Lok® Stainless Steel	PN (bar)	
mm	in.										S	SS
6	1/4	7/16-20	14	14	5	38	20	27	<b>4 HX6-S</b>	<b>4HMX6SS</b>	500	500
8, 10	5/16, 3/8	9/16-18	18	18	8	45	26	35	<b>6 HX6-S</b>	<b>6HMX6SS</b>	350	350
12	1/2	3/4-16	22	22	10	51	30	64	<b>8 HX6-S</b>	<b>8HMX6SS</b>	350	350
14, 15, 16	5/8	7/8-14	25	25	13	57	32	115	<b>10 HX6-S</b>	<b>10HMX6SS</b>	350	350
18, 20	3/4	1 1/16-12	32	32	16	62	33	185	<b>12 HX6-S</b>	<b>12HMX6SS</b>	350	350
25	1	1 5/16-12	41	41	22	68	38	235	<b>16 HX6-S</b>	<b>16HMX6SS</b>	250	250

Order codes shown are part of our current manufacturing programme.

Imperial and metric parts may vary in hexagon dimensions.

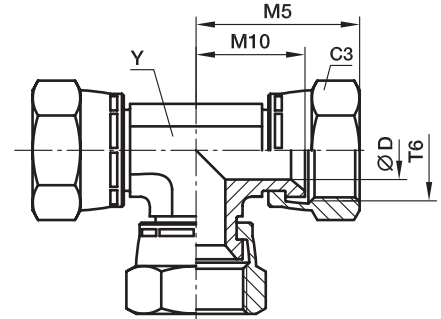
$$\frac{\text{PN (bar)}}{10} = \text{PN (MPa)}$$

Pressure ratings – PN shown, apply to Steel and Stainless Steel versions of the product.



## JX6 Swivel nut union tee

Triple-Lok® 37° Flare female swivel ends



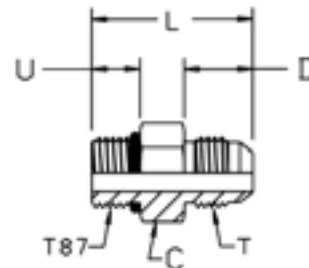
Tube O.D.		Thread UN/UNF-2B T6	C3 mm	D mm	M5 mm	M10 mm	Y mm	Weight (steel) g/1 piece	Triple-Lok® Steel	PN (bar)
mm	in.									
6	1/4	7/16-20	14	5	25	17	11	55	<b>4 JX6-S</b>	500
8, 10	5/16, 3/8	9/16-18	18	8	32	22	14	85	<b>6 JX6-S</b>	350
12	1/2	3/4-16	22	10	35	24	19	150	<b>8 JX6-S</b>	350
14, 15, 16	5/8	7/8-14	25	13	41	29	19	220	<b>10 JX6-S</b>	350
18, 20	3/4	1 1/16-12	32	16	45	30	27	345	<b>12 JX6-S</b>	350
25	1	1 5/16-12	41	22	51	36	30	510	<b>16 JX6-S</b>	250

Order codes shown are part of our current manufacturing programme.  
Imperial and metric parts may vary in hexagon dimensions.

$$\frac{\text{PN (bar)}}{10} = \text{PN (MPa)}$$

## F87OMX Male stud connector

Triple-Lok® 37° Flare end / Male metric thread – O-ring (ISO 6149)



Tube O.D.		Thread Metric T87	Thread UN/UNF-2A T	L mm	D mm	C mm	U mm	Weight (steel) g/1 piece	Triple-Lok® Steel	Triple-Lok® Stainless Steel	PN (bar)	
mm	in.										S	SS
6	1/4	M 10×1.0	7/16-20	30	14	14	9	25	4M10F87OMXS	4M10F87OMXSS	500	350
8	5/16	M 10×1.0	1/2-20	30	14	14	9	30	5M10F87OMXS	5M10F87OMXSS	420	350
8	5/16	M 12×1.5	1/2-20	33	14	19	11	37	5M12F87OMXS	5M12F87OMXSS	420	350
8	5/16	M 14×1.5	1/2-20	34	14	19	11	40	5M14F87OMXS	5M14F87OMXSS	420	350
10	3/8	M 14×1.5	9/16-18	34	14	19	11	44	6M14F87OMXS	6M14F87OMXSS	420	350
10	3/8	M 16×1.5	9/16-18	36	14	22	12	53	6M16F87OMXS	6M16F87OMXSS	420	350
10	3/8	M 18×1.5	9/16-18	37	14	24	13	60	6M18F87OMXS	6M18F87OMXSS	350	350
12	1/2	M 14×1.5	3/4-16	36	17	19	11	41	8M14F87OMXS	8M14F87OMXSS	420	350
12	1/2	M 16×1.5	3/4-16	38	17	22	12	57	8M16F87OMXS	8M16F87OMXSS	420	350
12	1/2	M 18×1.5	3/4-16	39	17	24	13	71	8M18F87OMXS	8M18F87OMXSS	350	350
14, 15, 16	5/8	M 14×1.5	7/8-14	41	19	24	11	73	10M14F87OMXS	10M14F87OMXSS	350	350
14, 15, 16	5/8	M 18×1.5	7/8-14	43	19	24	13	75	10M18F87OMXS	10M18F87OMXSS	350	350
14, 15, 16	5/8	M 22×1.5	7/8-14	44	19	27	13	98	10M22F87OMXS	10M22F87OMXSS	350	350
14, 15, 16	5/8	M 27×2.0	7/8-14	46	19	32	16	75	10M27F87OMXS	10M27F87OMXSS	350	350
18, 20	3/4	M 22×1.5	1 1/16-12	48	22	27	13	104	12M22F87OMXS	12M22F87OMXSS	350	350
18, 20	3/4	M 27×2.0	1 1/16-12	51	22	32	16	158	12M27F87OMXS	12M27F87OMXSS	350	350
25	1	M 27×2.0	1 5/16-12	51	23	36	16	206	16M27F87OMXS	16M27F87OMXSS	280	280
25	1	M 33×2.0	1 5/16-12	53	23	41	16	273	16M33F87OMXS	16M33F87OMXSS	280	280
28, 30, 32	1 1/4	M 42×2.0	1 5/8-12	55	24	50	16	431	20M42F87OMXS	20M42F87OMXSS	280	210
35, 38	1 1/2	M 48×2.0	1 7/8-12	59	28	55	18	564	24M48F87OMXS	24M48F87OMXSS	210	140

Steel, stainless steel and brass Triple-Lok® parts are delivered with NBR elastomeric seals as standard. For more details on other seal materials see page K91.

Order codes shown are part of our current manufacturing programme.

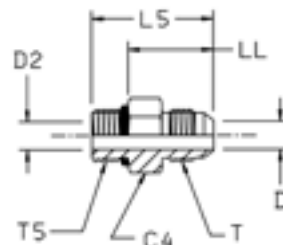
Imperial and metric parts may vary in hexagon dimensions.

$$\frac{\text{PN (bar)}}{10} = \text{PN (MPa)}$$

Pressure ratings – PN shown, apply to Steel and Stainless Steel versions of the product.

## F5OMX Male stud connector

Triple-Lok® 37° Flare end / Male UN/UNF thread – O-ring (ISO 11926)  
SAE 070120 MS51525

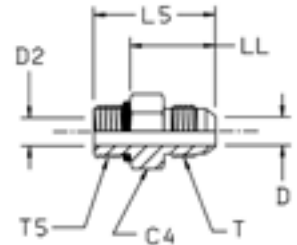


Tube O.D.	mm	in.	Thread UN/UNF-2A T5	Thread UN/UNF-2A T	C4 mm	D mm	D2 mm	L5 mm	LL mm	Weight (steel) g/1 piece	Triple-Lok® Steel	Triple-Lok® Stainless Steel	PN (bar)	
													S	SS
6	6	1/8	5/16-24	5/16-24	11	2	2	27	19	8	2 F5OX-S	4F5OMXS	500	—
		3/16	3/8-24	3/8-24	13	3	3	28	20	10	3 F5OX-S		500	—
6	6	3/16	5/16-24	3/8-24	13	3	2	28	20	9	3-2 F5OX-S	4F5OMXS	500	—
		1/4	7/16-20	7/16-20	14	4	4	31	22	15	4F5OMXS		500	350
6	6	1/4	3/8-24	7/16-20	14	5	3	30	23	12	4-3 F5OX-S	4F5OMXS	500	350
												4-3 F5OX-S	4F5OMXS	500
6	6	1/4	1/2-20	7/16-20	16	4	6	31	22	25	4-5 F5OX-S	4-5F5OMXS	420	350
		1/4	9/16-18	7/16-20	17	4	4	33	23	27	4-6F5OMXS	4-6F5OMXS	420	350
6	6	1/4	3/4-16	7/16-20	22	4	10	35	24	35	4-8 F5OX-S	4-8F5OMXS	420	350
		1/4	7/8-14	7/16-20	25	5	5	38	25	60	4-10 F5OX-S	4-10F5OMXS	350	350
8	8	5/16	1/2-20	1/2-20	16	6	6	31	22	18	5F5OMXS	5F5OMXS	420	350
		5/16	7/16-20	1/2-20	14	6	5	31	22	18	5-4 F5OX-S	5-4F5OMXS	420	350
8	8	5/16	9/16-18	1/2-20	17	6	6	33	23	25	5-6 F5OX-S	5-6F5OMXS	420	350
		5/16	3/4-16	1/2-20	22	6	6	35	24	40	5-8 F5OX-S	5-8F5OMXS	420	350
10	10	3/8	9/16-18	9/16-18	17	8	8	33	23	25	6F5OMXS	6F5OMXS	420	350
		3/8	7/16-20	9/16-18	16	8	4	32	23	40	6-4 F5OX-S	6-4F5OMXS	420	350
10	10	3/8	1/2-20	9/16-18	16	8	6	32	23	56	6-5 F5OX-S	6-5F5OMXS	420	350
		3/8	3/4-16	9/16-18	22	8	8	35	24	44	6-8F5OMXS	6-8F5OMXS	420	350
10	10	3/8	7/8-14	9/16-18	25	8	12	38	25	85	6-10 F5OX-S	6-10F5OMXS	350	350
		3/8	1 1/16-12	9/16-18	32	8	16	42	27	100	6-12 F5OX-S	6-12F5OMXS	350	350
12	12	1/2	3/4-16	3/4-16	22	10	10	38	27	58	8F5OMXS	8F5OMXS	420	350
		1/2	7/16-20	3/4-16	21	10	5	38	29	40	8-4 F5OX-S	8-4F5OMXS	420	350
12	12	1/2	9/16-18	3/4-16	19	10	10	37	27	44	8-6F5OMXS	8-6F5OMXS	420	350
		1/2	7/8-14	3/4-16	27	10	10	41	28	73	8-10F5OMXS	8-10F5OMXS	350	350
12	12	1/2	1 1/16-12	3/4-16	32	10	10	45	30	126	8-12F5OMXS	8-12F5OMXS	350	350
		1/2	1 5/16-12	3/4-16	41	10	10	45	30	160	8-16 F5OX-S	8-16F5OMXS	310	310
14, 15, 16	14, 15, 16	5/8	7/8-14	7/8-14	27	12	12	43	31	75	10F5OMXS	10F5OMXS	350	350
		5/8	9/16-18	7/8-14	24	13	8	43	34	60	10-6 F5OX-S	10-6F5OMXS	350	350
14, 15, 16	14, 15, 16	5/8	3/4-16	7/8-14	24	12	10	42	31	65	10-8F5OMXS	10-8F5OMXS	350	350
		5/8	1 1/16-12	7/8-14	32	12	12	47	32	132	10-12F5OMXS	10-12F5OMXS	350	350
14, 15, 16	14, 15, 16	5/8	1 5/16-12	7/8-14	41	13	13	48	33	170	10-16 F5OX-S	10-16F5OMXS	310	310
18, 20	18, 20	3/4	1 1/16-12	1 1/16-12	32	16	16	50	35	134	12F5OMXS	12F5OMXS	350	350
		3/4	3/4-16	1 1/16-12	29	16	10	49	38	104	12-8 F5OX-S	12-8F5OMXS	350	350
18, 20	18, 20	3/4	7/8-14	1 1/16-12	27	16	12	48	35	108	12-10F5OMXS	12-10F5OMXS	350	350
		3/4	1 3/16-12	1 1/16-12	35	16	16	50	35	170	12-14 F5OX-S	12-14F5OMXS	310	310
18, 20	18, 20	3/4	1 5/16-12	1 1/16-12	41	16	16	51	35	197	12-16F5OMXS	12-16F5OMXS	310	310
18, 20	22	3/4	1 5/8-12	1 1/16-12	48	16	16	53	38	230	12-20 F5OX-S	12-20F5OMXS	280	280
		7/8	1 3/16-12	1 3/16-12	35	18	18	51	36	174	14 F5OX-S	14F5OMXS	280	280
22	22	7/8	1 5/16-12	1 3/16-12	41	18	22	51	36	223	14-16 F5OX-S	14-16F5OMXS	280	280
25	25	1	1 5/16-12	1 5/16-12	41	22	22	52	37	203	16F5OMXS	16F5OMXS	280	280
		1	3/4-16	1 5/16-12	35	22	10	45	34	160	16-8 F5OX-S	16-8F5OMXS	280	280

Continued on page K28

## F5OMX Male stud connector

Triple-Lok® 37° Flare end / Male UN/UNF thread – O-ring (ISO 11926)  
SAE 070120 MS51525



Tube O.D.		Thread UN/UNF-2A T5	Thread UN/UNF-2A T	C4 mm	D mm	D2 mm	L5 mm	LL mm	Weight (steel) g/1 piece	Triple-Lok® Steel	Triple-Lok® Stainless Steel	PN (bar)	
mm	in.											S	SS
25	1	7/8-14	1 5/16-12	35	22	12	53	40	183	<b>16-10 F5OX-S</b>	<b>16-10F5OMXSS</b>	280	280
25	1	1 1/16-12	1 5/16-12	36	22	16	52	37	204	<b>16-12F5OMXS</b>	<b>16-12F5OMXSS</b>	280	280
25	1	1 3/16-12	1 5/16-12	35	22	18	52	37	198	<b>16-14 F5OX-S</b>	<b>16-14F5OMXSS</b>	280	280
25	1	1 5/8-12	1 5/16-12	48	22	28	54	39	270	<b>16-20 F5OX-S</b>	<b>16-20F5OMXSS</b>	280	280
25	1	1 7/8-12	1 5/16-12	55	22	22	56	41	310	<b>16-24 F5OX-S</b>	<b>16-24F5OMXSS</b>	210	210
28, 30, 32	1 1/4	1 5/8-12	1 5/8-12	50	28	28	55	40	274	<b>20F5OMXS</b>	<b>20F5OMXSS</b>	280	210
28, 30, 32	1 1/4	1 1/16-12	1 5/8-12	43	28	16	58	43	250	<b>20-12 F5OX-S</b>	<b>20-12F5OMXSS</b>	280	210
28, 30, 32	1 1/4	1 5/16-12	1 5/8-12	43	28	22	59	44	280	<b>20-16 F5OX-S</b>	<b>20-16F5OMXSS</b>	280	210
35, 38	1 1/2	1 7/8-12	1 7/8-12	55	33	33	60	45	355	<b>24F5OMXS</b>	<b>24F5OMXSS</b>	210	140
35, 38	1 1/2	1 5/8-12	1 7/8-12	51	33	28	64	49	340	<b>24-20 F5OX-S</b>	<b>24-20F5OMXSS</b>	210	140
35, 38	1 1/2	2 1/2-12	1 7/8-12	70	34	34	64	49	400	<b>24-32 F5OX-S</b>		140	—
	2	2 1/2-12	2 1/2-12	70	45	45	71	56	650	<b>32 F5OX-S</b>		140	—
	2	1 7/8-12	2 1/2-12	68	45	34	75	60	600	<b>32-24 F5OX-S</b>		140	—

Steel, stainless steel and brass Triple-Lok® parts are delivered with NBR elastomeric seals as standard. For more details on other seal materials see page K91.

Order codes shown are part of our current manufacturing programme.

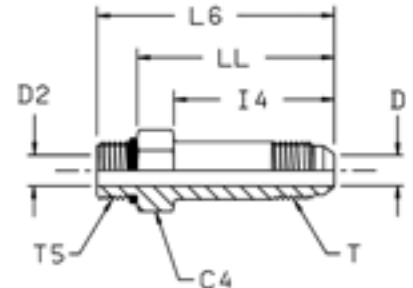
Imperial and metric parts may vary in hexagon dimensions.

$$\frac{\text{PN (bar)}}{10} = \text{PN (MPa)}$$

Pressure ratings – PN shown, apply to Steel and Stainless Steel versions of the product.

## FF50MX Extended male stud connector

Triple-Lok® 37° Flare end / Male UN/UNF thread – O-ring (ISO 11926)  
SAE 070122 MS51526



Tube O.D.		Thread UN/UNF-2A T5	Thread UN/UNF-2A T	C4 mm	D mm	D2 mm	I4 mm	L6 mm	LL mm	Weight (steel) g/1 piece	Triple-Lok® Steel	Triple-Lok® Stainless Steel	PN (bar)	
mm	in.												S	SS
6	1/4	7/16-20	7/16-20	14	4	4	35	53	44	33	<b>4 FF50X-S</b>	<b>4 FF50X-SS</b>	500	500
10	3/8	9/16-18	9/16-18	17	8	8	40	59	49	53	<b>6 FF50X-S</b>	<b>6 FF50X-SS</b>	420	420
12	1/2	3/4-16	3/4-16	22	10	10	48	69	57	104	<b>8 FF50X-S</b>	<b>8 FF50X-SS</b>	420	420
14, 15, 16	5/8	7/8-14	7/8-14	25	12	12	53	77	64	151	<b>10 FF50X-S</b>	<b>10 FF50X-SS</b>	350	350
18, 20	3/4	1 1/16-12	1 1/16-12	32	16	16	64	92	77	277	<b>12 FF50X-S</b>	<b>12 FF50X-SS</b>	350	350
18, 20	3/4	7/8-14	1 1/16-12	27	16	12	64	89	76	236	<b>12-10FF50MXS</b>		350	—
25	1	1 5/16-12	1 5/16-12	41	21	21	72	101	86	458	<b>16 FF50X-S</b>	<b>16 FF50X-SS</b>	280	280
28, 30, 32	1 1/4	1 5/8-12	1 5/8-12	48	27	27	88	119	104	862	<b>20 FF50X-S</b>	<b>20 FF50X-SS</b>	280	280

Steel, stainless steel and brass Triple-Lok® parts are delivered with NBR elastomeric seals as standard. For more details on other seal materials see page K91.

Order codes shown are part of our current manufacturing programme.

Imperial and metric parts may vary in hexagon dimensions.

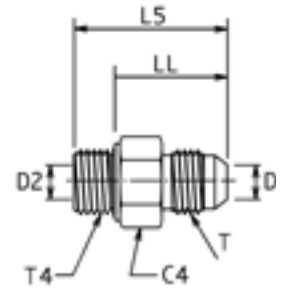
$$\frac{\text{PN (bar)}}{10} = \text{PN (MPa)}$$

Pressure ratings – PN shown, apply to Steel and Stainless Steel versions of the product.

**K**

## F42EDMX Male stud connector

Triple-Lok® 37° Flare end / Male BSPP thread – ED seal (ISO 1179)



Tube O.D.		Thread BSPP T4	Thread UN/UNF-2A T	C4 mm	D mm	D2 mm	L5 mm	LL mm	Weight (steel) g/1 piece	Triple-Lok® Steel	Triple-Lok® Stainless Steel	PN (bar)	
mm	in.											S	SS
6	1/4	1/8-28	7/16-20	14	4	4	30	22	20	4F42EDMXS	4F42EDMXSS	500	350
6	1/4	1/4-19	7/16-20	19	4	4	35	23	34	4-4F42EDMXS	4-4F42EDMXSS	420	350
6	1/4	3/8-19	7/16-20	22	4	4	36	24	47	4-6F42EDMXS	4-6F42EDMXSS	420	350
6	1/4	1/2-14	7/16-20	27	4	4	39	25	99	4-8F42EDMXS	4-8F42EDMXSS	350	350
6	1/4	3/4-14	7/16-20	32	4	18	43	27	88	4-12F42EDMXS	4-12F42EDMXSS	350	350
8	5/16	1/8-28	1/2-20	14	6	4	30	22	20	5F42EDMXS	5F42EDMXSS	420	350
8	5/16	1/4-19	1/2-20	19	6	6	35	23	30	5-4F42EDMXS	5-4F42EDMXSS	420	350
8	5/16	3/8-19	1/2-20	22	6	6	36	24	47	5-6F42EDMXS	5-6F42EDMXSS	420	350
10	3/8	1/4-19	9/16-18	19	8	6	35	23	28	6F42EDMXS	6F42EDMXSS	420	350
10	3/8	1/8-28	9/16-18	17	8	4	31	23	27	6-2F42EDMXS	6-2F42EDMXSS	420	350
10	3/8	3/8-19	9/16-18	22	8	8	36	24	40	6-6F42EDMXS	6-6F42EDMXSS	420	350
10	3/8	1/2-14	9/16-18	27	8	8	40	25	95	6-8F42EDMXS	6-8F42EDMXSS	350	350
10	3/8	3/4-14	9/16-18	32	8	18	42	26	100	6-12F42EDMXS	6-12F42EDMXSS	350	350
12	1/2	3/8-19	3/4-16	22	10	10	39	27	50	8F42EDMXS	8F42EDMXSS	420	350
12	1/2	1/4-19	3/4-16	19	10	6	39	27	40	8-4F42EDMXS	8-4F42EDMXSS	420	350
12	1/2	1/2-14	3/4-16	27	10	10	42	28	100	8-8F42EDMXS	8-8F42EDMXSS	350	350
12	1/2	3/4-14	3/4-16	32	10	10	46	30	100	8-12F42EDMXS	8-12F42EDMXSS	350	350
12	1/2	1-11	3/4-16	41	10	23	53	35	150	8-16F42EDMXS	8-16F42EDMXSS	280	280
14, 15, 16	5/8	1/2-14	7/8-14	27	12	12	45	31	103	10F42EDMXS	10F42EDMXSS	350	350
14, 15, 16	5/8	1/4-19	7/8-14	24	13	6	41	29	110	10-4F42EDMXS	10-4F42EDMXSS	350	350
14, 15, 16	5/8	3/8-19	7/8-14	24	12	9	43	31	65	10-6F42EDMXS	10-6F42EDMXSS	350	350
14, 15, 16	5/8	3/4-14	7/8-14	32	12	12	48	32	160	10-12F42EDMXS	10-12F42EDMXSS	350	350
14, 15, 16	5/8	1-11	7/8-14	41	13	13	51	33	205	10-16F42EDMXS	10-16F42EDMXSS	280	280
18, 20	3/4	3/4-14	1 1/16-12	32	16	16	51	35	165	12F42EDMXS	12F42EDMXSS	350	350
18, 20	3/4	3/8-19	1 1/16-12	27	16	9	50	38	105	12-6F42EDMXS	12-6F42EDMXSS	350	350
18, 20	3/4	1/2-14	1 1/16-12	27	16	14	49	35	118	12-8F42EDMXS	12-8F42EDMXSS	350	350
18, 20	3/4	1-11	1 1/16-12	41	16	16	54	35	292	12-16F42EDMXS	12-16F42EDMXSS	280	280
18, 20	3/4	1 1/4-11	1 1/16-12	50	16	30	62	42	220	12-20F42EDMXS	12-20F42EDMXSS	280	210
22	7/8	3/4-14	1 3/16-12	32	18	18	51	35	173	14F42EDMXS	14F42EDMXSS	280	280
25	1	1-11	1 5/16-12	41	22	22	55	37	262	16F42EDMXS	16F42EDMXSS	280	280
25	1	1/2-14	1 5/16-12	41	22	14	51	37	145	16-8F42EDMXS	16-8F42EDMXSS	280	280
25	1	3/4-14	1 5/16-12	36	22	18	53	37	217	16-12F42EDMXS	16-12F42EDMXSS	280	280
25	1	1 1/4-11	1 5/16-12	50	22	22	59	39	386	16-20F42EDMXS	16-20F42EDMXSS	280	280
28, 30, 32	1 1/4	1 1/4-11	1 5/8-12	50	28	28	60	40	375	20F42EDMXS	20F42EDMXSS	280	210
28, 30, 32	1 1/4	3/4-14	1 5/8-12	46	28	18	59	40	220	20-12F42EDMXS	20-12F42EDMXSS	280	210
28, 30, 32	1 1/4	1-11	1 5/8-12	46	28	23	62	44	255	20-16F42EDMXS	20-16F42EDMXSS	280	210
28, 30, 32	1 1/4	1 1/2-11	1 5/8-12	55	28	28	64	42	420	20-24F42EDMXS	20-24F42EDMXSS	210	140
35, 38	1 1/2	1 1/2-11	1 7/8-12	55	33	33	67	45	480	24F42EDMXS	24F42EDMXSS	210	140
35, 38	1 1/2	1-11	1 7/8-12	50	33	23	63	45	390	24-16F42EDMXS	24-16F42EDMXSS	210	210
35, 38	1 1/2	1 1/4-11	1 7/8-12	50	33	30	62	42	420	24-20F42EDMXS	24-20F42EDMXSS	210	210
42		1 1/2-11	2 1/4-12	60	39	36	71	49	746	28-24F42EDMXS	28-24F42EDMXSS	140	105

Steel, stainless steel and brass Triple-Lok® parts are delivered with NBR elastomeric seals as standard. For more details on other seal materials see page K91.

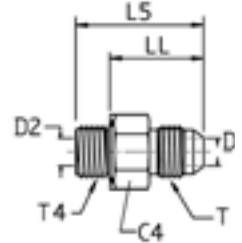
Order codes shown are part of our current manufacturing programme. Imperial and metric parts may vary in hexagon dimensions.

$$\frac{\text{PN (bar)}}{10} = \text{PN (MPa)}$$

Pressure ratings – PN shown, apply to Steel and Stainless Steel versions of the product.

## F4OMX Male stud connector

Triple-Lok® 37° Flare end / Male BSPP thread – O-ring + retaining ring (ISO 1179)



Tube O.D.		Thread BSPP T4	Thread UN/UNF-2A T	C4 mm	D mm	D2 mm	L5 mm	LL mm	Weight (steel) g/1 piece	Triple-Lok® Steel	Triple-Lok® Stainless Steel	PN (bar)	
mm	in.											S	SS
6	1/4	1/8-28	7/16-20	17	4	4	28	22	20	<b>4F4OMXS</b>	<b>4F4OMXS</b>	350	350
6	1/4	1/4-19	7/16-20	19	4	4	32	23	34	<b>4-4F4OMXS</b>	<b>4-4F4OMXS</b>	350	350
6	1/4	3/8-19	7/16-20	22	4	4	33	24	47	<b>4-6F4OMXS</b>	<b>4-6F4OMXS</b>	350	350
6	1/4	1/2-14	7/16-20	30	4	4	39	26	99	<b>4-8F4OMXS</b>	<b>4-8F4OMXS</b>	350	350
8	5/16	1/8-28	1/2-20	17	6	4	28	22	25	<b>5F4OMXS</b>	<b>5F4OMXS</b>	350	350
8	5/16	1/4-19	1/2-20	19	6	6	32	23	30	<b>5-4F4OMXS</b>	<b>5-4F4OMXS</b>	350	350
8	5/16	3/8-19	1/2-20	22	6	6	33	24	47	<b>5-6F4OMXS</b>	<b>5-6F4OMXS</b>	350	350
10	3/8	1/4-19	9/16-18	19	8	6	33	23	28	<b>6F4OMXS</b>	<b>6F4OMXS</b>	350	350
10	3/8	1/8-28	9/16-18	17	8	4	29	23	27	<b>6-2F4OMXS</b>	<b>6-2F4OMXS</b>	350	350
10	3/8	3/8-19	9/16-18	22	8	8	33	24	40	<b>6-6F4OMXS</b>	<b>6-6F4OMXS</b>	350	350
10	3/8	1/2-14	9/16-18	30	8	8	38	25	25	<b>6-8F4OMXS</b>	<b>6-8F4OMXS</b>	350	350
10	3/8	3/4-14	9/16-18	36	8	8	40	25	100	<b>6-12F4OMXS</b>	<b>6-12F4OMXS</b>	280	280
12	1/2	3/8-19	3/4-16	22	10	10	36	27	50	<b>8F4OMXS</b>	<b>8F4OMXS</b>	350	350
12	1/2	1/4-19	3/4-16	19	10	6	35	26	40	<b>8-4F4OMXS</b>	<b>8-4F4OMXS</b>	350	350
12	1/2	1/2-14	3/4-16	30	10	10	41	29	100	<b>8-8F4OMXS</b>	<b>8-8F4OMXS</b>	350	350
12	1/2	3/4-14	3/4-16	36	10	10	42	30	100	<b>8-12F4OMXS</b>	<b>8-12F4OMXS</b>	280	250
12	1/2	1-11	3/4-16	46	10	10	47	29	150	<b>8-16F4OMXS</b>	<b>8-16F4OMXS</b>	280	250
14, 15, 16	5/8	1/2-14	7/8-14	30	12	12	43	31	103	<b>10F4OMXS</b>	<b>10F4OMXS</b>	350	350
14, 15, 16	5/8	1/4-19	7/8-14	24	12	6	39	28	110	<b>10-4F4OMXS</b>	<b>10-4F4OMXS</b>	350	350
14, 15, 16	5/8	3/8-19	7/8-14	24	12	9	39	30	65	<b>10-6F4OMXS</b>	<b>10-6F4OMXS</b>	350	350
14, 15, 16	5/8	3/4-14	7/8-14	36	12	12	45	32	160	<b>10-12F4OMXS</b>	<b>10-12F4OMXS</b>	280	250
18, 20	3/4	3/4-14	1 1/16-12	36	16	16	48	35	165	<b>12F4OMXS</b>	<b>12F4OMXS</b>	280	250
18, 20	3/4	3/8-19	1 1/16-12	27	16	9	44	34	97	<b>12-6F4OMXS</b>	<b>12-6F4OMXS</b>	350	250
18, 20	3/4	1/2-14	1 1/16-12	30	16	12	47	34	118	<b>12-8F4OMXS</b>	<b>12-8F4OMXS</b>	350	350
18, 20	3/4	1-11	1 1/16-12	46	16	16	53	37	292	<b>12-16F4OMXS</b>	<b>12-16F4OMXS</b>	280	250
18, 20	3/4	1 1/4-11	1 1/16-12	50	16	16	53	34	220	<b>12-20F4OMXS</b>	<b>12-20F4OMXS</b>	250	175
25	1	1-11	1 5/16-12	46	22	22	54	38	262	<b>16F4OMXS</b>	<b>16F4OMXS</b>	280	250
25	1	1/2-14	1 5/16-12	36	22	12	49	34	145	<b>16-8F4OMXS</b>	<b>16-8F4OMXS</b>	280	250
25	1	3/4-14	1 5/16-12	36	22	16	49	36	173	<b>16-12F4OMXS</b>	<b>16-12F4OMXS</b>	280	250
25	1	1 1/4-11	1 5/16-12	50	22	22	55	39	386	<b>16-20F4OMXS</b>	<b>16-20F4OMXS</b>	250	175
28, 30, 32	1 1/4	1 1/4-11	1 5/8-12	50	28	28	56	40	325	<b>20F4OMXS</b>	<b>20F4OMXS</b>	250	175
28, 30, 32	1 1/4	3/4-14	1 5/8-12	46	28	16	51	36	220	<b>20-12F4OMXS</b>	<b>20-12F4OMXS</b>	280	175
28, 30, 32	1 1/4	1-11	1 5/8-12	46	28	22	55	39	330	<b>20-16F4OMXS</b>	<b>20-16F4OMXS</b>	280	210
28, 30, 32	1 1/4	1 1/2-11	1 5/8-12	55	28	28	57	41	480	<b>20-24F4OMXS</b>	<b>20-24F4OMXS</b>	210	140
35, 38	1 1/2	1 1/2-11	1 7/8-12	55	33	33	61	45	480	<b>24F4OMXS</b>	<b>24F4OMXS</b>	210	140
35, 38	1 1/2	1 1/4-11	1 7/8-12	50	33	28	60	44	420	<b>24-20F4OMXS</b>	<b>24-20F4OMXS</b>	210	140
42	1 1/2	1 1/2-11	2 1/4	60	39	33	68	52	740	<b>28-24F4OMXS</b>	<b>28-24F4OMXS</b>	140	105

Steel, stainless steel and brass Triple-Lok® parts are delivered with NBR elastomeric seals as standard. For more details on other seal materials see page K91.

Order codes shown are part of our current manufacturing programme.

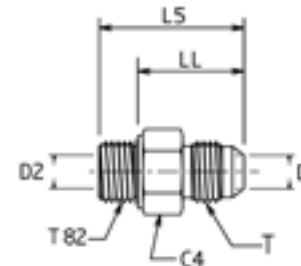
Imperial and metric parts may vary in hexagon dimensions.

$$\frac{\text{PN (bar)}}{10} = \text{PN (MPa)}$$

Pressure ratings – PN shown, apply to Steel and Stainless Steel versions of the product.

## F82EDMX Male stud connector

Triple-Lok® 37° Flare end / Male metric thread – ED seal (ISO 9974)



Tube O.D. mm	Tube O.D. in.	Thread Metric T82	Thread UN/UNF-2A T	C4 mm	D mm	D2 mm	L5 mm	LL mm	Weight (steel) g/1 piece	Triple-Lok®		PN (bar)	
										Steel	Stainless Steel	S	SS
6	1/4	M 10×1.0	7/16-20	14	4	4	30	22	19	4M10F82EDMXS	4M10F82EDMXSS	500	350
6	1/4	M 12×1.5	7/16-20	17	4	4	34	22	30	4M12F82EDMXS	4M12F82EDMXSS	420	350
8	5/16	M 10×1.0	1/2-20	14	6	4	30	22	17	5M10F82EDMXS	5M10F82EDMXSS	420	350
8	5/16	M 12×1.5	1/2-20	17	6	5	34	22	28	5M12F82EDMXS	5M12F82EDMXSS	420	350
8	5/16	M 14×1.5	1/2-20	19	6	7	36	24	35	5M14F82EDMXS	5M14F82EDMXSS	420	350
10	3/8	M 12×1.5	9/16-18	17	8	5	35	23	33	6M12F82EDMXS	6M12F82EDMXSS	420	350
10	3/8	M 14×1.5	9/16-18	19	8	7	35	23	38	6M14F82EDMXS	6M14F82EDMXSS	420	350
10	3/8	M 16×1.5	9/16-18	22	8	8	36	24	53	6M16F82EDMXS	6M16F82EDMXSS	420	350
10	3/8	M 18×1.5	9/16-18	24	8	8	36	24	60	6M18F82EDMXS	6M18F82EDMXSS	350	350
10	3/8	M 22×1.5	9/16-18	27	8	8	39	25	68	6M22F82EDMXS	6M22F82EDMXSS	350	350
12	1/2	M 14×1.5	3/4-16	19	10	7	39	27	41	8M14F82EDMXS	8M14F82EDMXSS	420	350
12	1/2	M 16×1.5	3/4-16	22	10	9	39	27	57	8M16F82EDMXS	8M16F82EDMXSS	420	350
12	1/2	M 18×1.5	3/4-16	24	10	10	39	27	71	8M18F82EDMXS	8M18F82EDMXSS	350	350
12	1/2	M 22×1.5	3/4-16	27	10	10	42	28	70	8M22F82EDMXS	8M22F82EDMXSS	350	350
14, 15, 16	5/8	M 18×1.5	7/8-14	24	12	11	43	31	104	10M18F82EDMXS	10M18F82EDMXSS	350	350
14, 15, 16	5/8	M 20×1.5	7/8-14	27	11	11	46	32	90	10M20F82EDMXS	10M20F82EDMXSS	350	350
14, 15, 16	5/8	M 22×1.5	7/8-14	27	12	12	45	31	161	10M22F82EDMXS	10M22F82EDMXSS	350	350
18, 20	3/4	M 18×1.5	1 1/16-12	27	16	11	46	34	85	12M18F82EDMXS	12M18F82EDMXSS	350	350
18, 20	3/4	M 22×1.5	1 1/16-12	27	16	14	49	35	273	12M22F82EDMXS	12M22F82EDMXSS	350	350
18, 20	3/4	M 26×1.5	1 1/16-12	32	16	16	51	35	135	12M26F82EDMXS	12M26F82EDMXSS	350	350
18, 20	3/4	M 27×2.0	1 1/16-12	32	16	16	51	35	431	12M27F82EDMXS	12M27F82EDMXSS	350	350
25	1	M 26×1.5	1 5/16-12	41	22	18	55	39	350	16M26F82EDMXS	16M26F82EDMXSS	280	280
25	1	M 27×2.0	1 5/16-12	36	16	16	53	37	360	16M27F82EDMXS	16M27F82EDMXSS	280	280
25	1	M 33×2.0	1 5/16-12	41	22	22	55	37	431	16M33F82EDMXS	16M33F82EDMXSS	280	280
28, 30, 32	1 1/4	M 42×2.0	1 5/8-12	50	28	28	60	40	431	20M42F82EDMXS	20M42F82EDMXSS	280	210
35, 38	1 1/2	M 48×2.0	1 7/8-12	55	33	33	67	45	580	24M48F82EDMXS	24M48F82EDMXSS	210	140

Steel, stainless steel and brass Triple-Lok® parts are delivered with NBR elastomeric seals as standard. For more details on other seal materials see page K91.

Order codes shown are part of our current manufacturing programme.

Imperial and metric parts may vary in hexagon dimensions.

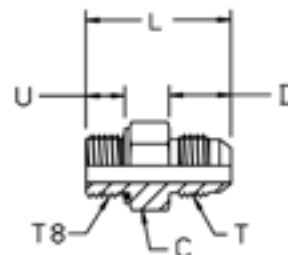
$$\frac{\text{PN (bar)}}{10} = \text{PN (MPa)}$$

Pressure ratings – PN shown, apply to Steel and Stainless Steel versions of the product.



## F8OMX Male stud connector

Triple-Lok® 37° Flare end / Male metric thread – O-ring + retainer ring



Tube O.D.		Thread Metric T8	Thread UN/UNF-2A T	L mm	D mm	C mm	U mm	Weight (steel) g/1 piece	Triple-Lok® Steel	Triple-Lok® Stainless Steel	PN (bar)	
mm	in.										S	SS
6	1/4	M 10×1.0	7/16-20	30	14	14	9	25	4M10F8OMXS	4M10F8OMXSS	350	350
6	1/4	M 12×1.5	7/16-20	33	14	17	11	35	4M12F8OMXS	4M12F8OMXSS	420	350
8	5/16	M 10×1.0	1/2-20	30	14	14	9	25	5M10F8OMXS	5M10F8OMXSS	350	350
8	5/16	M 12×1.5	1/2-20	33	14	19	11	35	5M12F8OMXS	5M12F8OMXSS	420	350
8	5/16	M 14×1.5	1/2-20	34	14	19	11	35	5M14F8OMXS	5M14F8OMXSS	350	350
10	3/8	M 12×1.5	9/16-18	34	14	17	11	35	6M12F8OMXS	6M12F8OMXSS	420	350
10	3/8	M 14×1.5	9/16-18	34	14	19	11	35	6M14F8OMXS	6M14F8OMXSS	350	350
10	3/8	M 16×1.5	9/16-18	36	14	22	12	51	6M16F8OMXS	6M16F8OMXSS	350	350
10	3/8	M 18×1.5	9/16-18	37	14	24	13	60	6M18F8OMXS	6M18F8OMXSS	250	350
12	1/2	M 14×1.5	3/4-16	36	17	19	11	38	8M14F8OMXS	8M14F8OMXSS	350	350
12	1/2	M 16×1.5	3/4-16	38	17	22	12	55	8M16F8OMXS	8M16F8OMXSS	350	350
12	1/2	M 18×1.5	3/4-16	39	17	24	13	66	8M18F8OMXS	8M18F8OMXSS	250	250
12	1/2	M 22×1.5	3/4-16	41	17	27	13	70	8M22F8OMXS	8M22F8OMXSS	250	250
14, 15, 16	5/8	M 18×1.5	7/8-14	43	19	24	13	71	10M18F8OMXS	10M18F8OMXSS	250	250
14, 15, 16	5/8	M 20×1.5	7/8-14	45	19	27	14	90	10M20F8OMXS	10M20F8OMXSS	250	250
14, 15, 16	5/8	M 22×1.5	7/8-14	44	19	27	13	98	10M22F8OMXS	10M22F8OMXSS	250	250
18, 20	3/4	M 18×1.5	1 1/16-12	51	22	27	13	85	12M18F8OMXS	12M18F8OMXSS	250	250
18, 20	3/4	M 22×1.5	1 1/16-12	48	22	27	13	104	12M22F8OMXS	12M22F8OMXSS	250	250
18, 20	3/4	M 24×1.5	1 1/16-12	45	22	30	12	120	12M24F8OMXS	12M24F8OMXSS	210	210
18, 20	3/4	M 27×2.0	1 1/16-12	51	22	32	16	154	12M27F8OMXS	12M27F8OMXSS	210	210
25	1	M 22×1.5	1 5/16-12	48	23	36	13	180	16M22F8OMXS	16M22F8OMXSS	250	250
25	1	M 26×1.5	1 5/16-12	52	23	36	17	202	16M26F8OMXS	16M26F8OMXSS	210	210
25	1	M 27×2.0	1 5/16-12	51	23	36	16	202	16M27F8OMXS	16M27F8OMXSS	210	210
25	1	M 33×2.0	1 5/16-12	53	23	41	16	267	16M33F8OMXS	16M33F8OMXSS	210	210
28, 30, 32	1 1/4	M 42×2.0	1 5/8-12	55	24	50	16	427	20M42F8OMXS	20M42F8OMXSS	210	210
35, 38	1 1/2	M 48×2.0	1 7/8-12	59	28	55	18	545	24M48F8OMXS	24M48F8OMXSS	140	140

Steel, stainless steel and brass Triple-Lok® parts are delivered with NBR elastomeric seals as standard. For more details on other seal materials see page K91.

Order codes shown are part of our current manufacturing programme.

Imperial and metric parts may vary in hexagon dimensions.

$$\frac{\text{PN (bar)}}{10} = \text{PN (MPa)}$$

Pressure ratings – PN shown, apply to Steel and Stainless Steel versions of the product.

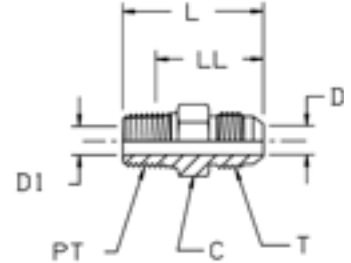
**K**

## FMTX Male stud connector

Triple-Lok® 37° Flare end / Male NPTF\* thread (SAE 476)

SAE 070102 MS51500

\*Stainless Steel = NPT to prevent galling



Tube O.D.		Thread NPT/NPTF PT	Thread UN/UNF-2A T	C mm	D mm	D1 mm	L mm	LL mm	Weight (steel) g/1 piece	Triple-Lok® Steel	Triple-Lok® Stainless Steel	Triple-Lok® Brass	PN (bar)	
mm	in.												S	SS
5	1/8	1/8-27	5/16-24	11	2	5	28	22	10	2 FTX-S			420	—
	3/16	1/8-27	3/8-24	11	3	5	29	23	12	3 FTX-S			420	—
	1/4	1/8-27	7/16-20	13	4	4	31	23	14	4FMTXS	4FMTXSS	4FMTXB	420	350
	1/4	1/4-18	7/16-20	14	4	4	36	24	26	4-4FMTXS	4-4FMTXSS	4-4FMTXB	420	350
	1/4	3/8-18	7/16-20	19	4	10	37	28	26	4-6 FTX-S	4-6FMTXSS	4-6FMTXB	420	350
	1/4	1/2-14	7/16-20	22	4	14	43	31	26	4-8 FTX-S	4-8FMTXSS	4-8FMTXB	420	350
8	5/16	1/8-27	1/2-20	14	6	5	31	23	17	5FMTXS	5FMTXSS	5FMTXB	420	350
	5/16	1/4-18	1/2-20	14	6	6	36	24	25	5-4FMTXS	5-4FMTXSS	5-4FMTXB	420	350
	5/16	3/8-18	1/2-20	19	6	6	36	26	30	5-6FMTXS	5-6FMTXSS	5-6FMTXB	420	350
	3/8	1/4-18	9/16-18	17	8	8	36	25	25	6FMTXS	6FMTXSS	6FMTXB	420	350
	3/8	1/8-27	9/16-18	16	8	5	32	26	21	6-2 FTX-S	6-2FMTXSS	6-2FMTXB	420	350
10	3/8	3/8-18	9/16-18	19	8	8	36	25	39	6-6FMTXS	6-6FMTXSS	6-6FMTXB	420	350
	3/8	1/2-14	9/16-18	22	8	8	43	28	47	6-8FMTXS	6-8FMTXSS	6-8FMTXB	420	350
	1/2	3/8-18	3/4-16	19	10	10	39	27	45	8FMTXS	8FMTXSS	8FMTXB	420	350
	1/2	1/4-18	3/4-16	19	10	7	39	27	42	8-4FMTXS	8-4FMTXSS	8-4FMTXB	420	350
	1/2	1/2-14	3/4-16	22	10	10	46	30	74	8-8FMTXS	8-8FMTXSS	8-8FMTXB	420	350
12	1/2	3/4-14	3/4-16	27	10	10	47	31	121	8-12FMTXS	8-12FMTXSS	8-12FMTXB	380	350
	5/8	1/2-14	7/8-14	24	12	12	48	33	77	10FMTXS	10FMTXSS	10FMTXB	350	350
	5/8	3/8-18	7/8-14	24	12	10	43	31	63	10-6FMTXS	10-6FMTXSS	10-6FMTXB	350	350
	5/8	3/4-14	7/8-14	27	12	12	50	34	122	10-12FMTXS	10-12FMTXSS	10-12FMTXB	350	350
	3/4	3/4-14	1 1/16-12	27	16	16	52	37	123	12 FTX-S	12FMTXSS	12FMTXB	350	350
18, 20	3/4	3/8-18	1 1/16-12	29	16	10	48	39	90	12-6 FTX-S	12-6FMTXSS	12-6FMTXB	350	350
	3/4	1/2-14	1 1/16-12	27	16	14	52	37	103	12-8 FTX-S	12-8FMTXSS	12-8FMTXB	350	350
	3/4	1-11.5	1 1/16-12	36	16	16	57	38	176	12-16 FTX-S	12-16FMTXSS	12-16FMTXB	310	280
	7/8	3/4-14	1 3/16-12	32	18	18	53	41	137	14 FTX-S	14FMTXSS	14FMTXB	280	245
	1	1-11.5	1 5/16-12	36	22	22	58	39	189	16FMTXS	16FMTXSS	16FMTXB	280	280
25	1	1/2-14	1 5/16-12	35	22	14	54	42	110	16-8 FTX-S	16-8FMTXSS	16-8FMTXB	280	280
	1	3/4-14	1 5/16-12	36	22	18	54	38	149	16-12FMTXS	16-12FMTXSS	16-12FMTXB	280	280
	1 1/4	1 1/4-11.5	1 5/8-12	46	28	28	62	42	315	20FMTXS	20FMTXSS	20FMTXB	210	210
	1 1/4	1-11.5	1 5/8-12	46	28	24	61	42	248	20-16 FTX-S	20-16FMTXSS	20-16FMTXB	280	210
	1 1/2	1 1/2-11.5	1 7/8-12	50	33	33	68	48	430	24FMTXS	24FMTXSS	24FMTXB	210	140
35, 38	1 1/2	1-11.5	1 7/8-12	50	33	24	67	52	310	24-16 FTX-S	24-16FMTXSS	24-16FMTXB	210	140
	1 1/2	1 1/4-11.5	1 7/8-12	50	33	32	67	47	359	24-20FMTXS	24-20FMTXSS	24-20FMTXB	210	140
	1 1/2	2-11.5	1 7/8-12	68	33	33	73	57	720	24-32 FTX-S	24-32FMTXSS	24-32FMTXB	140	140
	2	2-11.5	2 1/2-12	67	45	49	79	64	858	32 FTX-S	32FMTXSS	32FMTXB	140	105
	2	1 1/2-11.5	2 1/2-12	68	45	38	78	63	720	32-24 FTX-S	32-24FMTXSS	32-24FMTXB	140	105

Order codes shown are part of our current manufacturing programme.

Imperial and metric parts may vary in hexagon dimensions.

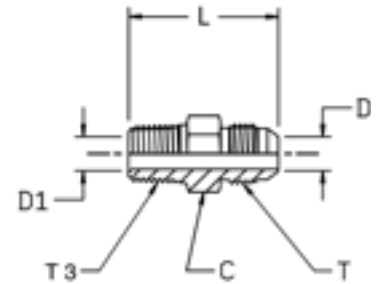
$$\frac{\text{PN (bar)}}{10} = \text{PN (MPa)}$$

Pressure ratings – PN shown, apply to Steel and Stainless Steel versions of the product.

For Brass parts reduce pressures by 35%.

## F3MX Male stud connector

Triple-Lok® 37° Flare end / Male BSPT thread (ISO 7)



Tube O.D.		Thread BSPT T3	Thread UN/UNF-2A T	C mm	D mm	D1 mm	L mm	Weight (steel) g/1 piece	Triple-Lok® Steel	Triple-Lok® Stainless Steel	PN (bar)	
mm	in.										S	SS
6	1/4	1/8-28	7/16-20	13	4	4	31	13	<b>4F3MXS</b>	<b>4F3MXSS</b>	315	315
6	1/4	1/4-19	7/16-20	14	4	4	36	25	<b>4-4F3MXS</b>	<b>4-4F3MXSS</b>	315	315
8	5/16	1/8-28	1/2-20	14	6	5	31	17	<b>5F3MXS</b>	<b>5F3MXSS</b>	315	315
8	5/16	1/4-19	1/2-20	14	6	6	36	24	<b>5-4F3MXS</b>	<b>5-4F3MXSS</b>	315	315
10	3/8	1/4-19	9/16-18	17	8	8	36	25	<b>6F3MXS</b>	<b>6F3MXSS</b>	315	315
10	3/8	3/8-19	9/16-18	19	8	8	36	37	<b>6-6F3MXS</b>	<b>6-6F3MXSS</b>	315	315
10	3/8	1/2-14	9/16-18	22	8	8	43	45	<b>6-8F3MXS</b>	<b>6-8F3MXSS</b>	315	315
12	1/2	3/8-19	3/4-16	19	10	10	39	43	<b>8F3MXS</b>	<b>8F3MXSS</b>	315	315
12	1/2	1/4-19	3/4-16	19	10	7	39	41	<b>8-4F3MXS</b>	<b>8-4F3MXSS</b>	315	315
12	1/2	1/2-14	3/4-16	22	10	10	46	71	<b>8-8F3MXS</b>	<b>8-8F3MXSS</b>	315	315
14, 15, 16	5/8	1/2-14	7/8-14	24	12	12	48	74	<b>10F3MXS</b>	<b>10F3MXSS</b>	315	315
14, 15, 16	5/8	3/8-19	7/8-14	24	12	10	43	61	<b>10-6F3MXS</b>	<b>10-6F3MXSS</b>	315	315
14, 15, 16	5/8	3/4-14	7/8-14	27	12	12	50	117	<b>10-12F3MXS</b>	<b>10-12F3MXSS</b>	160	160
18, 20	3/4	3/4-14	1 1/16-12	27	16	16	52	119	<b>12F3MXS</b>	<b>12F3MXSS</b>	160	160
18, 20	3/4	1/2-14	1 1/16-12	27	16	14	52	100	<b>12-8F3MXS</b>	<b>12-8F3MXSS</b>	315	315
18, 20	3/4	1-11	1 1/16-12	36	16	16	57	214	<b>12-16F3MXS</b>	<b>12-16F3MXSS</b>	160	160
25	1	1-11	1 5/16-12	36	22	22	58	185	<b>16F3MXS</b>	<b>16F3MXSS</b>	160	160
25	1	3/4-14	1 5/16-12	36	22	18	54	146	<b>16-12F3MXS</b>	<b>16-12F3MXSS</b>	160	160
28, 30, 32	1 1/4	1 1/4-11	1 5/8-12	46	28	28	62	309	<b>20F3MXS</b>	<b>20F3MXSS</b>	160	160
28, 30, 32	1 1/4	1-11	1 5/8-12	46	28	24	61	243	<b>20-16F3MXS</b>	<b>20-16F3MXSS</b>	160	160
35, 38	1 1/2	1 1/2-11	1 7/8-12	50	33	33	68	421	<b>24F3MXS</b>	<b>24F3MXSS</b>	160	140
35, 38	1 1/2	1 1/4-11	1 7/8-12	50	33	32	67	352	<b>24-20F3MXS</b>	<b>24-20F3MXSS</b>	160	140

Order codes shown are part of our current manufacturing programme.

Imperial and metric parts may vary in hexagon dimensions.

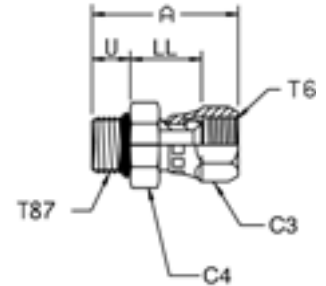
$$\frac{\text{PN (bar)}}{10} = \text{PN (MPa)}$$

Pressure ratings – PN shown, apply to Steel and Stainless Steel versions of the product.



## F687OMX Swivel male stud

Triple-Lok® 37° Flare female swivel end / Male metric thread – O-ring (ISO 6149)



Tube O.D. mm	Tube O.D. in.	Thread Metric T87	Thread UN/UNF-2B T6	A mm	LL mm	U mm	C3 mm	C4 mm	Weight (steel) g/1 piece	Triple-Lok®		PN (bar)	
										Steel	Stainless Steel	S	SS
6	1/4	M 10×1.0	7/16-20	34	15	9	16	14	25	<b>4M10F687OMXS</b>	<b>4M10F687OMXSS</b>	500	350
6	1/4	M 12×1.5	7/16-20	38	15	11	16	17	30	<b>4M12F687OMXS</b>	<b>4M12F687OMXSS</b>	420	350
8	5/16	M 10×1.0	1/2-20	39	18	9	17	17	40	<b>5M10F687OMXS</b>	<b>5M10F687OMXSS</b>	420	350
8	5/16	M 12×1.5	1/2-20	44	17	11	17	17	64	<b>5M12F687OMXS</b>	<b>5M12F687OMXSS</b>	420	350
10	3/8	M 14×1.5	9/16-18	45	18	11	19	19	65	<b>6M14F687OMXS</b>	<b>6M14F687OMXSS</b>	350	350
10	3/8	M 16×1.5	9/16-18	46	19	12	19	22	75	<b>6M16F687OMXS</b>	<b>6M16F687OMXSS</b>	350	350
12	1/2	M 16×1.5	3/4-16	46	21	12	22	22	80	<b>8M16F687OMXS</b>	<b>8M16F687OMXSS</b>	350	350
12	1/2	M 18×1.5	3/4-16	47	21	13	22	24	90	<b>8M18F687OMXS</b>	<b>8M18F687OMXSS</b>	350	350
14, 15, 16	5/8	M 18×1.5	7/8-14	47	23	13	27	24	108	<b>10M18F687OMXS</b>	<b>10M18F687OMXSS</b>	350	350
14, 15, 16	5/8	M 22×1.5	7/8-14	49	23	13	27	27	115	<b>10M22F687OMXS</b>	<b>10M22F687OMXSS</b>	350	350
18, 20	3/4	M 22×1.5	1 1/16-12	53	25	13	32	27	183	<b>12M22F687OMXS</b>	<b>12M22F687OMXSS</b>	350	350
18, 20	3/4	M 27×2.0	1 1/16-12	54	24	16	32	32	197	<b>12M27F687OMXS</b>	<b>12M27F687OMXSS</b>	350	350
25	1	M 27×2.0	1 5/16-12	56	25	16	38	32	230	<b>16M27F687OMXS</b>	<b>16M27F687OMXSS</b>	250	280
25	1	M 33×2.0	1 5/16-12	58	27	16	38	41	250	<b>16M33F687OMXS</b>	<b>16M33F687OMXSS</b>	250	280
28, 30, 32	1 1/4	M 42×2.0	1 5/8-12	73	31	16	50	50	500	<b>20M42F687OMXS</b>	<b>20M42F687OMXSS</b>	250	210
35, 38	1 1/2	M 48×2.0	1 7/8-12	72	33	18	60	55	688	<b>24M48F687OMXS</b>	<b>24M48F687OMXSS</b>	170	140

Steel, stainless steel and brass Triple-Lok® parts are delivered with NBR elastomeric seals as standard. For more details on other seal materials see page K91.

Order codes shown are part of our current manufacturing programme.

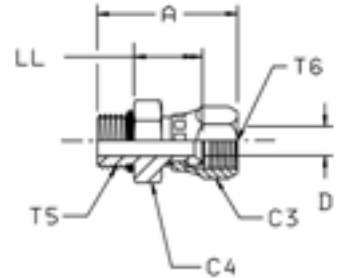
Imperial and metric parts may vary in hexagon dimensions.

$$\frac{\text{PN (bar)}}{10} = \text{PN (MPa)}$$

Pressure ratings – PN shown, apply to Steel and Stainless Steel versions of the product.

**F65OMX Swivel male stud**

Triple-Lok® 37° Flare female swivel end / Male UN/UNF thread – O-ring (ISO 11926)



Tube O.D.		Thread UNF T5	Thread UN/UNF-2B T6	A mm	C3 mm	C4 mm	D mm	LL mm	Weight (steel) g/1 piece	Triple-Lok® Steel	PN (bar)
mm	in.										
6	1/4	7/16-20	7/16-20	34	16	14	4	15	27	<b>4F65OMXS</b>	500
8	5/16	1/2-20	1/2-20	34	17	17	6	17	30	<b>5F65OMXS</b>	420
10	3/8	9/16-18	9/16-18	36	19	17	8	16	35	<b>6F65OMXS</b>	350
12	1/2	3/4-16	3/4-16	42	22	22	10	21	64	<b>8 F65OX-S</b>	350
14, 15, 16	5/8	7/8-14	7/8-14	47	27	27	12	23	112	<b>10 F65OX-S</b>	350
18, 20	3/4	1 1/16-12	1 1/16-12	52	32	32	16	24	183	<b>12F65OMXS</b>	350
25	1	1 5/16-12	1 5/16-12	55	38	41	22	27	234	<b>16F65OMXS</b>	250
28, 30, 32	1 1/4	1 5/8-12	1 5/8-12	63	50	50	28	32	500	<b>20 F65OX-S</b>	250

Steel, stainless steel and brass Triple-Lok® parts are delivered with NBR elastomeric seals as standard. For more details on other seal materials see page K91.

Order codes shown are part of our current manufacturing programme.

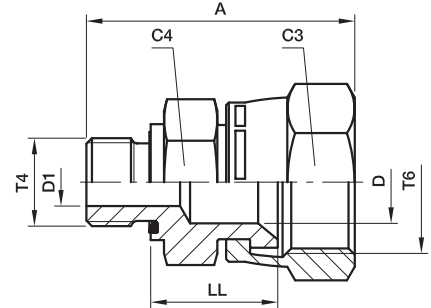
Imperial and metric parts may vary in hexagon dimensions.

$$\frac{\text{PN (bar)}}{10} = \text{PN (MPa)}$$

K

## F642EDMX Swivel male stud

Triple-Lok® 37° Flare female swivel end / Male BSPP thread – ED seal (ISO 1179)



Tube O.D.		Thread BSPP T4	Thread UN/UNF-2B T6	A mm	C3 mm	C4 mm	D mm	D1 mm	LL mm	Weight (steel) g/1 piece	Triple-Lok®		PN (bar)	
mm	in.										Steel	Stainless Steel	S	SS
6	1/4	1/8-28	7/16-20	32	16	14	4	4	15	30	<b>4F642EDMXS</b>	<b>4F642EDMXSS</b>	500	350
6	1/4	1/4-19	7/16-20	37	16	19	4	4	16	30	<b>4-4F642EDMXS</b>	<b>4-4F642EDMXSS</b>	420	350
8	5/16	1/8-28	1/2-20	34	17	14	6	4	17	28	<b>5F642EDMXS</b>	<b>5F642EDMXSS</b>	420	350
8	5/16	1/4-19	1/2-20	39	17	19	6	6	18	37	<b>5-4F642EDMXS</b>	<b>5-4F642EDMXSS</b>	420	350
10	3/8	1/4-19	9/16-18	40	19	19	8	6	18	41	<b>6F642EDMXS</b>	<b>6F642EDMXSS</b>	350	350
10	3/8	3/8-19	9/16-18	40	19	22	8	8	19	57	<b>6-6F642EDMXS</b>	<b>6-6F642EDMXSS</b>	350	350
12	1/2	3/8-19	3/4-16	44	22	22	10	9	21	62	<b>8F642EDMXS</b>	<b>8F642EDMXSS</b>	350	350
12	1/2	1/4-19	3/4-16	44	22	19	10	6	21	60	<b>8-4F642EDMXS</b>	<b>8-4F642EDMXSS</b>	350	350
12	1/2	1/2-14	3/4-16	48	22	27	10	10	23	75	<b>8-8F642EDMXS</b>	<b>8-8F642EDMXSS</b>	350	350
14, 15, 16	5/8	1/2-14	7/8-14	50	27	27	12	12	23	127	<b>10F642EDMXS</b>	<b>10F642EDMXSS</b>	350	350
14, 15, 16	5/8	3/8-19	7/8-14	48	27	22	12	9	23	84	<b>10-6F642EDMXS</b>	<b>10-6F642EDMXSS</b>	350	350
18, 20	3/4	3/4-14	1 1/16-12	55	32	32	16	16	24	183	<b>12F642EDMXS</b>	<b>12F642EDMXSS</b>	350	350
18, 20	3/4	1/2-14	1 1/16-12	53	32	27	16	14	25	170	<b>12-8F642EDMXS</b>	<b>12-8F642EDMXSS</b>	350	350
25	1	1-11	1 5/16-12	61	38	41	22	22	27	296	<b>16F642EDMXS</b>	<b>16F642EDMXSS</b>	250	250
25	1	3/4-14	1 5/16-12	59	38	36	22	18	27	254	<b>16-12F642EDMXS</b>	<b>16-12F642EDMXSS</b>	250	250
28, 30, 33	1 1/4	1 1/4-11	1 5/8-12	68	50	50	28	28	32	500	<b>20F642EDMXS</b>	<b>20F642EDMXSS</b>	250	210
28, 30, 32	1 1/4	1-11	1 5/8-12	70	50	41	28	23	36	440	<b>20-16F642EDMXS</b>	<b>20-16F642EDMXSS</b>	250	210
35, 38	1 1/2	1 1/2-11	1 7/8-12	77	60	55	33	33	36	739	<b>24F642EDMXS</b>	<b>24F642EDMXSS</b>	170	140
35, 38	1 1/2	1 1/4-11	1 7/8-12	72	60	50	33	30	33	627	<b>24-20F642EDMXS</b>	<b>24-20F642EDMXSS</b>	170	140

Steel, stainless steel and brass Triple-Lok® parts are delivered with NBR elastomeric seals as standard. For more details on other seal materials see page K91.

Order codes shown are part of our current manufacturing programme.

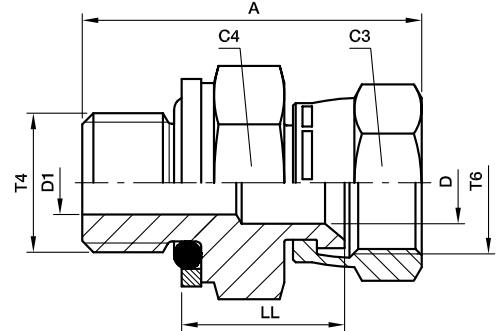
Imperial and metric parts may vary in hexagon dimensions.

$$\frac{\text{PN (bar)}}{10} = \text{PN (MPa)}$$

Pressure ratings – PN shown, apply to Steel and Stainless Steel versions of the product.

## F64OMX Swivel male stud

Triple-Lok® 37° Flare female swivel end /  
Male BSPP thread – O-ring + retainer ring (ISO 1179)



Tube O.D. mm	in.	Thread BSPP T4	Thread UN/UNF-2B T6	A mm	C3 mm	C4 mm	D mm	D1 mm	LL mm	Weight (steel) g/1 piece	Triple-Lok®		PN (bar)	
											Steel	Stainless Steel	S	SS
6	1/4	1/8-28	7/16-20	32	16	17	4	4	17	30	<b>4F64OMXS</b>	<b>4F64OMXSS</b>	350	350
6	1/4	1/4-19	7/16-20	34	16	19	4	4	16	30	<b>4-4F64OMXS</b>	<b>4-4F64OMXSS</b>	350	350
8	5/16	1/8-28	1/2-20	32	17	17	6	4	17	28	<b>5F64OMXS</b>	<b>5F64OMXSS</b>	350	350
8	5/16	1/4-19	1/2-20	36	17	19	6	6	18	37	<b>5-4F64OMXS</b>	<b>5-4F64OMXSS</b>	350	350
10	3/8	1/4-19	9/16-18	37	19	19	8	6	18	41	<b>6F64OMXS</b>	<b>6F64OMXSS</b>	350	350
10	3/8	3/8-19	9/16-18	38	19	22	8	8	19	57	<b>6-6F64OMXS</b>	<b>6-6F64OMXSS</b>	350	350
12	1/2	3/8-19	3/4-16	41	22	22	10	10	21	62	<b>8F64OMXS</b>	<b>8F64OMXSS</b>	350	350
12	1/2	1/4-19	3/4-16	40	22	19	10	6	20	57	<b>8-4F64OMXS</b>	<b>8-4F64OMXSS</b>	350	350
12	1/2	1/2-14	3/4-16	46	22	30	10	10	21	75	<b>8-8F64OMXS</b>	<b>8-8F64OMXSS</b>	350	350
14, 15, 16	5/8	1/2-14	7/8-14	49	27	30	12	12	24	127	<b>10F64OMXS</b>	<b>10F64OMXSS</b>	350	350
14, 15, 16	5/8	3/8-19	7/8-14	44	27	22	12	9	22	84	<b>10-6F64OMXS</b>	<b>10-6F64OMXSS</b>	350	350
18, 20	3/4	3/4-14	1 1/16-12	52	32	36	16	16	26	183	<b>12F64OMXS</b>	<b>12F64OMXSS</b>	280	280
18, 20	3/4	1/2-14	1 1/16-12	50	32	30	16	12	24	169	<b>12-8F64OMXS</b>	<b>12-8F64OMXSS</b>	350	350
25	1	1-11	1 5/16-12	59	38	46	22	22	28	296	<b>16F64OMXS</b>	<b>16F64OMXSS</b>	250	250
25	1	3/4-14	1 5/16-12	54	38	36	22	16	27	253	<b>16-12F64OMXS</b>	<b>16-12F64OMXSS</b>	250	250
28, 30, 32	1 1/4	1 1/4-11	1 5/8-12	64	50	50	28	28	32	500	<b>20F64OMXS</b>	<b>20F64OMXSS</b>	250	175
28, 30, 32	1 1/4	1-11	1 5/8-12	62	50	46	28	22	31	420	<b>20-16F64OMXS</b>	<b>20-16F64OMXSS</b>	250	175
35, 38	1 1/2	1 1/2-11	1 7/8-12	71	60	55	33	33	36	739	<b>24F64OMXS</b>	<b>24F64OMXSS</b>	170	140
35, 38	1 1/2	1 1/4-11	1 7/8-12	70	60	50	33	28	35	627	<b>24-20F64OMXS</b>	<b>24-20F64OMXSS</b>	170	140

Steel, stainless steel and brass Triple-Lok® parts are delivered with NBR elastomeric seals as standard. For more details on other seal materials see page K91.

Order codes shown are part of our current manufacturing programme.

Imperial and metric parts may vary in hexagon dimensions.

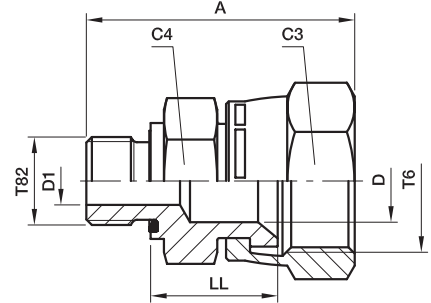
$$\frac{\text{PN (bar)}}{10} = \text{PN (MPa)}$$

Pressure ratings – PN shown, apply to Steel and Stainless Steel versions of the product.



## F682EDMX Swivel male stud

Triple-Lok® 37° Flare female swivel end / Male metric thread – ED seal (ISO 9974)



Tube O.D. mm	in.	Thread Metric T82	Thread UN/UNF-2B T6	A mm	C4 mm	C3 mm	D mm	D1 mm	LL mm	Weight (steel) g/1 piece	Triple-Lok®		PN (bar)	
											Steel	Stainless Steel	S	SS
6	1/4	M 10×1.0	7/16-20	32	14	16	4	4	15	28	<b>4M10F682EDMXS</b>	<b>4M10F682EDMXSS</b>	500	350
8	5/16	M 12×1.5	1/2-20	38	17	17	6	6	17	32	<b>5M12F682EDMXS</b>	<b>5M12F682EDMXSS</b>	420	350
10	3/8	M 14×1.5	9/16-18	40	19	19	8	7	18	42	<b>6M14F682EDMXS</b>	<b>6M14F682EDMXSS</b>	350	350
12	1/2	M 16×1.5	3/4-16	44	22	22	10	9	21	62	<b>8M16F682EDMXS</b>	<b>8M16F682EDMXSS</b>	350	350
12	1/2	M 18×1.5	3/4-16	44	24	22	10	11	21	70	<b>8M18F682EDMXS</b>	<b>8M18F682EDMXSS</b>	350	350
14, 15, 16	5/8	M 18×1.5	7/8-14	48	24	27	12	11	23	125	<b>10M18F682EDMXS</b>	<b>10M18F682EDMXSS</b>	350	350
14, 15, 16	5/8	M 22×1.5	7/8-14	50	27	27	12	14	23	155	<b>10M22F682EDMXS</b>	<b>10M22F682EDMXSS</b>	350	350
18, 20	3/4	M 22×1.5	1 1/16-12	53	27	32	16	14	25	160	<b>12M22F682EDMXS</b>	<b>12M22F682EDMXSS</b>	350	350
18, 20	3/4	M 27×2.0	1 1/16-12	55	32	32	16	16	24	172	<b>12M27F682EDMXS</b>	<b>12M27F682EDMXSS</b>	350	350
25	1	M 33×2.0	1 5/16-12	61	41	38	22	23	27	259	<b>16M33F682EDMXS</b>	<b>16M33F682EDMXSS</b>	250	250
28, 30, 32	1 1/4	M 42×2.0	1 5/8-12	68	50	50	28	30	32	484	<b>20M42F682EDMXS</b>	<b>20M42F682EDMXSS</b>	250	210

Steel, stainless steel and brass Triple-Lok® parts are delivered with NBR elastomeric seals as standard. For more details on other seal materials see page K91.

Order codes shown are part of our current manufacturing programme.

Imperial and metric parts may vary in hexagon dimensions.

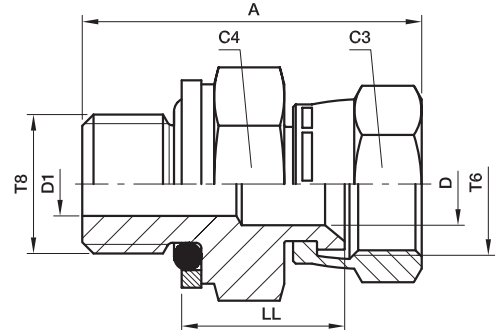
$$\frac{\text{PN (bar)}}{10} = \text{PN (MPa)}$$

Pressure ratings – PN shown, apply to Steel and Stainless Steel versions of the product.



**F68OMX Swivel male stud**

Triple-Lok® 37° Flare female swivel end / Male metric thread O-ring + retaining ring



Tube O.D. mm	in.	Thread Metric T8	Thread UN/UNF-2B T6	A mm	C3 mm	C4 mm	D mm	D1 mm	LL mm	Weight (steel) g/1 piece	Triple-Lok® Steel	PN (bar)
6	1/4	M 10×1.0	7/16-20	34	16	14	4	4	16	28	<b>4M10F68OMXS</b>	350
8	5/16	M 12×1.5	1/2-20	38	17	17	6	6	18	32	<b>5M12F68OMXS</b>	420
10	3/8	M 14×1.5	9/16-18	39	19	19	8	8	20	42	<b>6M14F68OMXS</b>	350
12	1/2	M 16×1.5	3/4-16	42	22	22	10	8	22	62	<b>8M16F68OMXS</b>	350
12	1/2	M 18×1.5	3/4-16	44	22	24	10	10	23	62	<b>8M18F68OMXS</b>	250
14, 15, 16	5/8	M 18×1.5	7/8-14	47	27	24	12	11	25	127	<b>10M18F68OMXS</b>	250
14, 15, 16	5/8	M 22×1.5	7/8-14	48	27	27	12	12	24	155	<b>10M22F68OMXS</b>	250
18, 20	3/4	M 27×2.0	1 1/16-12	52	32	32	16	16	26	172	<b>12M27F68OMXS</b>	210
25	1	M 33×2.0	1 5/16-12	57	38	41	22	22	29	259	<b>16M33F68OMXS</b>	210
28, 30, 32	1 1/4	M 42×2.0	1 5/8-12	62	50	50	28	28	33	484	<b>20M42F68OMXS</b>	210

Steel, stainless steel and brass Triple-Lok® parts are delivered with NBR elastomeric seals as standard. For more details on other seal materials see page K91.

Order codes shown are part of our current manufacturing programme.

Imperial and metric parts may vary in hexagon dimensions.

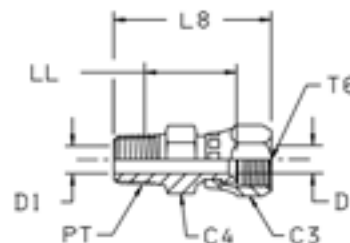
$$\frac{\text{PN (bar)}}{10} = \text{PN (MPa)}$$

**K**

## F6MX Swivel male stud

Triple-Lok® 37° Flare female swivel end / Male NPT\* thread (SAE 476)

\*Stainless Steel = NPT to prevent galling



Tube O.D.		Thread NPT/NPTF PT	Thread UN/UNF-2B T6	C3 mm	C4 mm	D mm	D1 mm	L8 mm	LL mm	Weight (steel) g/1 piece	Triple-Lok® Steel	Triple-Lok® Stainless Steel	PN (bar)	
mm	in.												S	SS
6	1/4	1/8-27	7/16-20	14	14	4	4	29	16	18	<b>4 F6X-S</b>	<b>4F6MXSS</b>	420	350
6	1/4	1/4-18	7/16-20	14	14	4	4	39	22	19	<b>4-4 F6X-S</b>	<b>4-4F6MXSS</b>	420	350
8	5/16	1/8-27	1/2-20	17	14	6	5	35	16	26	<b>5F6MXS</b>	<b>5F6MXSS</b>	420	350
8	5/16	1/4-18	1/2-20	16	16	6	7	40	22	37	<b>5-4 F6X-S</b>	<b>5-4F6MXSS</b>	420	350
10	3/8	1/4-18	9/16-18	17	17	8	8	40	24	30	<b>6 F6X-S</b>	<b>6F6MXSS</b>	350	350
10	3/8	3/8-18	9/16-18	17	19	7	7	40	24	48	<b>6-6 F6X-S</b>	<b>6-6F6MXSS</b>	350	350
12	1/2	3/8-18	3/4-16	22	22	10	10	43	24	50	<b>8 F6X-S</b>	<b>8F6MXSS</b>	350	350
12	1/2	1/4-18	3/4-16	22	19	10	7	44	27	46	<b>8-4F6MXS</b>	<b>8-4F6MXSS</b>	350	350
12	1/2	1/2-14	3/4-16	22	22	10	10	50	28	69	<b>8-8F6MXS</b>	<b>8-8F6MXSS</b>	350	350
14, 15, 16	5/8	1/2-14	7/8-14	25	25	12	12	52	27	75	<b>10 F6X-S</b>	<b>10F6MXSS</b>	350	350
14, 15, 16	5/8	3/8-18	7/8-14	27	22	12	10	47	25	67	<b>10-6F6MXS</b>	<b>10-6F6MXSS</b>	350	350
18, 20	3/4	3/4-14	1 1/16-12	32	27	16	16	55	29	125	<b>12 F6X-S</b>	<b>12F6MXSS</b>	350	350
18, 20	3/4	1/2-14	1 1/16-12	32	27	16	14	55	30	124	<b>12-8 F6X-S</b>	<b>12-8F6MXSS</b>	350	350
25	1	1-11.5	1 5/16-12	38	36	22	22	64	48	204	<b>16 F6X-S</b>	<b>16F6MXSS</b>	250	250
25	1	3/4-14	1 5/16-12	38	32	22	18	59	31	169	<b>16-12 F6X-S</b>	<b>16-12F6MXSS</b>	250	250
28, 30, 32	1 1/4	1 1/4-11.5	1 5/8-12	50	46	28	28	70	38	496	<b>20 F6X-S</b>	<b>20F6MXSS</b>	210	210
35, 38	1 1/2	1 1/2-11.5	1 7/8-12	58	58	34	34	78	43	750	<b>24 F6X-S</b>	<b>24F6MXSS</b>	170	170

Order codes shown are part of our current manufacturing programme.

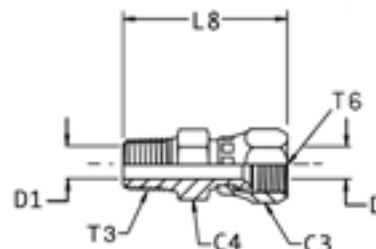
Imperial and metric parts may vary in hexagon dimensions.

$$\frac{\text{PN (bar)}}{10} = \text{PN (MPa)}$$

Pressure ratings – PN shown, apply to Steel and Stainless Steel versions of the product.

## F63MX Swivel male stud

Triple-Lok® 37° Flare female swivel end / Male BSPT thread (ISO 7)



Tube O.D.		Thread BSPT T3	Thread UN/UNF-2B T6	C3 mm	C4 mm	D mm	D1 mm	L8 mm	Weight (steel) g/1 piece	Triple-Lok® Steel	Triple-Lok® Stainless Steel	PN (bar)	
mm	in.											S	SS
6	1/4	1/8-28	7/16-20	16	13	4	4	34	18	<b>4F63MXS</b>	<b>4F63MXSS</b>	315	315
6	1/4	1/4-19	7/16-20	16	14	4	4	38	19	<b>4-4F63MXS</b>	<b>4-4F63MXSS</b>	315	315
8	5/16	1/4-19	1/2-20	17	14	6	6	39	37	<b>5-4F63MXS</b>	<b>5-4F63MXSS</b>	315	315
10	3/8	1/4-19	9/16-18	19	14	8	8	40	30	<b>6F63MXS</b>	<b>6F63MXSS</b>	315	315
10	3/8	3/8-19	9/16-18	19	19	8	8	41	48	<b>6-6F63MXS</b>	<b>6-6F63MXSS</b>	315	315
12	1/2	3/8-19	3/4-16	22	19	10	10	43	50	<b>8F63MXS</b>	<b>8F63MXSS</b>	315	315
12	1/2	1/4-19	3/4-16	22	19	10	7	41	46	<b>8-4F63MXS</b>	<b>8-4F63MXSS</b>	315	315
14, 15, 16	5/8	1/2-14	7/8-14	27	22	12	12	51	75	<b>10F63MXS</b>	<b>10F63MXSS</b>	315	315
14, 15, 16	5/8	3/8-19	7/8-14	27	22	12	10	46	67	<b>10-6F63MXS</b>	<b>10-6F63MXSS</b>	315	315
18, 20	3/4	3/4-14	1 1/16-12	32	30	16	16	55	125	<b>12F63MXS</b>	<b>12F63MXSS</b>	160	160
18, 20	3/4	1/2-14	1 1/16-12	32	27	16	14	55	120	<b>12-8F63MXS</b>	<b>12-8F63MXSS</b>	315	315
25	1	1-11	1 5/16-12	38	36	22	22	64	204	<b>16F63MXS</b>	<b>16F63MXSS</b>	160	160
25	1	3/4-14	1 5/16-12	38	32	22	18	59	165	<b>16-12F63MXS</b>	<b>16-12F63MXSS</b>	160	160
28, 30, 32	1 1/4	1 1/4-11	1 5/8-12	50	46	28	28	69	496	<b>20F63MXS</b>	<b>20F63MXSS</b>	160	160

Order codes shown are part of our current manufacturing programme.

Imperial and metric parts may vary in hexagon dimensions.

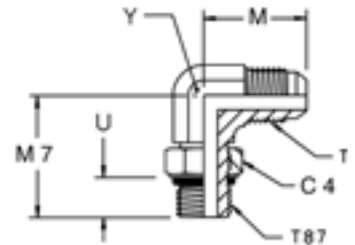
$$\frac{\text{PN (bar)}}{10} = \text{PN (MPa)}$$

Pressure ratings – PN shown, apply to Steel and Stainless Steel versions of the product.



## C87OMX Male stud elbow

Triple-Lok® 37° Flare end /  
Adjustable metric thread – O-ring (ISO 6149)



Tube O.D.		Thread Metric T87	Thread UN/UNF-2A T	C4 mm	M mm	M7 mm	U mm	Y mm	Weight (steel) g/1 piece	Triple-Lok® Steel	Triple-Lok® Stainless Steel	PN (bar)	
mm	in.											S	SS
6	1/4	M 10×1.0	7/16-20	14	23	27	9	11	17	<b>4M10C87OMXS</b>	<b>4M10C87OMXSS</b>	420	350
6	1/4	M 12×1.5	7/16-20	17	24	31	11	13	20	<b>4M12C87OMXS</b>	<b>4M12C87OMXSS</b>	420	350
8	5/16	M 10×1.0	1/2-20	14	24	26	9	13	22	<b>5M10C87OMXS</b>	<b>5M10C87OMXSS</b>	420	350
8	5/16	M 12×1.5	1/2-20	17	24	31	11	13	25	<b>5M12C87OMXS</b>	<b>5M12C87OMXSS</b>	420	350
10	3/8	M 14×1.5	9/16-18	19	27	34	11	14	31	<b>6M14C87OMXS</b>	<b>6M14C87OMXSS</b>	420	350
10	3/8	M 16×1.5	9/16-18	22	29	38	12	19	55	<b>6M16C87OMXS</b>	<b>6M16C87OMXSS</b>	350	350
10	1/2	M 16×1.5	3/4-16	22	32	38	12	19	65	<b>8M16C87OMXS</b>	<b>8M16C87OMXSS</b>	350	350
12	1/2	M 18×1.5	3/4-16	24	32	38	13	19	66	<b>8M18C87OMXS</b>	<b>8M18C87OMXSS</b>	350	350
14, 15, 16	5/8	M 18×1.5	7/8-14	24	37	42	13	22	99	<b>10M18C87OMXS</b>	<b>10M18C87OMXSS</b>	350	350
14, 15, 16	5/8	M 22×1.5	7/8-14	27	37	43	13	22	99	<b>10M22C87OMXS</b>	<b>10M22C87OMXSS</b>	350	350
18, 20	3/4	M 22×1.5	1 1/16-12	27	42	45	13	27	164	<b>12M22C87OMXS</b>	<b>12M22C87OMXSS</b>	350	350
18, 20	3/4	M 27×2.0	1 1/16-12	32	42	50	16	27	173	<b>12M27C87OMXS</b>	<b>12M27C87OMXSS</b>	350	350
25	1	M 27×2.0	1 5/16-12	32	46	53	16	33	287	<b>16M27C87OMXS</b>	<b>16M27C87OMXSS</b>	280	280
25	1	M 33×2.0	1 5/16-12	41	46	53	16	33	287	<b>16M33C87OMXS</b>	<b>16M33C87OMXSS</b>	280	280
28, 30, 32	1 1/4	M 42×2.0	1 5/8-12	50	52	58	16	41	575	<b>20M42C87OMXS</b>	<b>20M42C87OMXSS</b>	210	210
35, 38	1 1/2	M 48×2.0	1 7/8-12	55	59	64	17	48	874	<b>24M48C87OMXS</b>	<b>24M48C87OMXSS</b>	140	140

Steel, stainless steel and brass Triple-Lok® parts are delivered with NBR elastomeric seals as standard. For more details on other seal materials see page K91.

Order codes shown are part of our current manufacturing programme.

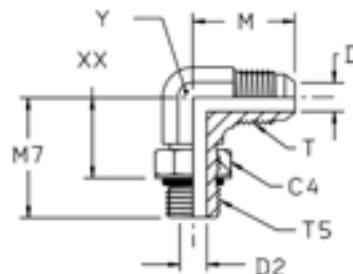
Imperial and metric parts may vary in hexagon dimensions.

$$\frac{\text{PN (bar)}}{10} = \text{PN (MPa)}$$

Pressure ratings – PN shown, apply to Steel and Stainless Steel versions of the product.

## C5OMX Male stud elbow

Triple-Lok® 37° Flare end /  
Adjustable UN/UNF thread – O-ring (ISO 11926)  
SAE 070220 MS51527



Tube O.D.		Thread UN/UNF-2A T5	Thread UN/UNF-2A T	C4 mm	D mm	D2 mm	M mm	M7 mm	XX mm	Y mm	Weight (steel) g/1 piece	Triple-Lok® Steel	Triple-Lok® Stainless Steel	PN (bar)	
mm	in.													S	SS
6	1/8	5/16-24	5/16-24	11	2	2	20	24	15	11	25	<b>2 C5OX-S</b>		350	—
	3/16	3/8-24	3/8-24	13	3	3	21	24	16	11	30	<b>3 C5OX-S</b>		350	—
	1/4	7/16-20	7/16-20	14	4	4	23	26	16	11	37	<b>4C5OMXS</b>	<b>4C5OMXSS</b>	420	350
	5/16	9/16-18	7/16-20	17	4	8	27	32	21	14	43	<b>4-6 C5OX-S</b>	<b>4-6C5OMXSS</b>	420	350
8	1/2	1/2-20	1/2-20	17	6	6	24	29	18	13	47	<b>5C5OMXS</b>	<b>5C5OMXSS</b>	420	350
	5/16	7/16-20	1/2-20	14	6	5	24	29	19	14	55	<b>5-4 C5OX-S</b>	<b>5-4C5OMXSS</b>	420	350
	5/16	9/16-18	1/2-20	17	6	8	24	32	20	14	62	<b>5-6 C5OX-S</b>	<b>5-6C5OMXSS</b>	420	350
	3/8	9/16-18	9/16-18	17	8	8	27	32	21	14	63	<b>6C5OMXS</b>	<b>6C5OMXSS</b>	420	350
10	3/8	7/16-20	9/16-18	14	8	4	27	30	20	14	99	<b>6-4 C5OX-S</b>	<b>6-4C5OMXSS</b>	420	350
	3/8	1/2-20	9/16-18	16	8	6	27	30	18	14	99	<b>6-5 C5OX-S</b>	<b>6-5C5OMXSS</b>	420	350
	3/8	3/4-16	9/16-18	22	8	10	29	37	24	19	125	<b>6-8C5OMXS</b>	<b>6-8C5OMXSS</b>	420	350
	3/8	7/8-14	9/16-18	25	8	12	31	43	32	22	145	<b>6-10 C5OX-S</b>	<b>6-10C5OMXSS</b>	350	350
12	1/2	3/4-16	3/4-16	22	10	10	32	37	24	19	160	<b>8C5OMXS</b>	<b>8C5OMXSS</b>	420	350
	1/2	7/16-20	3/4-16	14	10	5	32	32	22	19	150	<b>8-4 C5OX-S</b>	<b>8-4C5OMXSS</b>	420	350
	1/2	9/16-18	3/4-16	17	10	8	32	34	23	19	130	<b>8-6 C5OX-S</b>	<b>8-6C5OMXSS</b>	420	350
	1/2	7/8-14	3/4-16	27	10	13	34	43	29	22	180	<b>8-10C5OMXS</b>	<b>8-10C5OMXSS</b>	350	350
14, 15, 16	1/2	1 1/16-12	3/4-16	32	10	16	36	49	33	27	210	<b>8-12C5OMXS</b>	<b>8-12C5OMXSS</b>	350	350
	1/2	1 5/16-12	3/4-16	41	10	22	39	52	36	33	380	<b>8-16 C5OX-S</b>	<b>8-16C5OMXSS</b>	280	280
	5/8	7/8-14	7/8-14	27	12	13	37	43	29	22	186	<b>10C5OMXS</b>	<b>10C5OMXSS</b>	350	350
	5/8	9/16-18	7/8-14	18	13	8	37	36	25	22	130	<b>10-6 C5OX-S</b>	<b>10-6C5OMXSS</b>	350	350
14, 15, 16	5/8	3/4-16	7/8-14	22	12	10	37	39	27	22	157	<b>10-8 C5OX-S</b>	<b>10-8C5OMXSS</b>	350	350
	5/8	1 1/16-12	7/8-14	32	12	16	39	49	33	27	331	<b>10-12 C5OX-S</b>	<b>10-12C5OMXSS</b>	350	350
	5/8	1 5/16-12	7/8-14	41	13	22	42	52	36	33	400	<b>10-16 C5OX-S</b>	<b>10-16C5OMXSS</b>	280	280
	3/4	1 1/16-12	1 1/16-12	32	16	16	42	49	33	27	301	<b>12C5OMXS</b>	<b>12C5OMXSS</b>	350	350
18, 20	3/4	3/4-16	1 1/16-12	22	16	10	42	41	30	27	297	<b>12-8 C5OX-S</b>	<b>12-8C5OMXSS</b>	350	350
	3/4	7/8-14	1 1/16-12	27	16	13	42	45	31	27	297	<b>12-10C5OMXS</b>	<b>12-10C5OMXSS</b>	350	350
	3/4	1 3/16-12	1 1/16-12	35	16	18	45	51	34	33	350	<b>12-14 C5OX-S</b>	<b>12-14C5OMXSS</b>	280	—
	3/4	1 5/16-12	1 1/16-12	38	16	22	46	52	36	33	421	<b>12-16 C5OX-S</b>	<b>12-16C5OMXSS</b>	280	280
22	7/8	1 3/16-12	1 3/16-12	35	18	18	44	51	34	33	417	<b>14 C5OX-S</b>		280	—
	1	1 5/16-12	1 5/16-12	41	22	22	46	52	36	33	426	<b>16C5OMXS</b>	<b>16C5OMXSS</b>	280	280
	1	1 1/16-12	1 5/16-12	32	22	16	46	52	36	33	418	<b>16-12 C5OX-S</b>	<b>16-12C5OMXSS</b>	280	280
	1	1 3/16-12	1 5/16-12	35	22	18	46	53	36	33	450	<b>16-14 C5OX-S</b>		280	—
25	1	1 5/8-12	1 5/16-12	48	22	28	51	57	41	41	546	<b>16-20 C5OX-S</b>	<b>16-20C5OMXSS</b>	280	210
	1	1 7/8-12	1 5/16-12	55	22	34	55	61	44	48	600	<b>16-24 C5OX-S</b>	<b>16-24C5OMXSS</b>	210	210
	1 1/4	1 5/8-12	1 5/8-12	50	28	28	52	57	41	41	674	<b>20 C5OX-S</b>	<b>20C5OMXSS</b>	280	210
	1 1/4	1 5/16-12	1 5/8-12	41	28	22	52	57	41	41	650	<b>20-16 C5OX-S</b>	<b>20-16C5OMXSS</b>	280	280
28, 30, 32	1 1/4	1 7/8-12	1 5/8-12	55	28	34	56	61	44	48	920	<b>20-24 C5OX-S</b>	<b>20-24C5OMXSS</b>	210	210
	1 1/2	1 7/8-12	1 7/8-12	55	33	33	59	61	44	48	917	<b>24 C5OX-S</b>	<b>24C5OMXSS</b>	210	140
	1 1/2	1 5/8-12	1 7/8-12	48	34	28	59	61	44	48	920	<b>24-20 C5OX-S</b>	<b>24-20C5OMXSS</b>	210	140

Steel, stainless steel and brass Triple-Lok® parts are delivered with NBR elastomeric seals as standard. For more details on other seal materials see page K91.

Order codes shown are part of our current manufacturing programme.

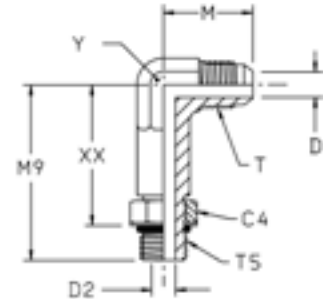
Imperial and metric parts may vary in hexagon dimensions.

$$\frac{\text{PN (bar)}}{10} = \text{PN (MPa)}$$

Pressure ratings – PN shown, apply to Steel and Stainless Steel versions of the product.

## CC50X Extended male stud elbow

Triple-Lok® 37° Flare end / Male UNF thread – O-ring (ISO 11926)



Tube O.D.		Thread UN/UNF-2A T5	Thread UN/UNF-2A T	C4 mm	D mm	D2 mm	M mm	M9 mm	XX mm	Y mm	Weight (steel) g/1 piece	Triple-Lok® Steel	PN (bar)
mm	in.												
6	1/4	7/16-20	7/16-20	14	4	4	25	44	34	14	44	<b>4 CC50X-S</b>	420
10	3/8	9/16-18	9/16-18	18	8	8	27	53	42	14	51	<b>6 CC50X-S</b>	420
12	1/2	3/4-16	3/4-16	22	10	10	32	64	51	22	146	<b>8 CC50X-S</b>	420
14, 15, 16	5/8	7/8-14	7/8-14	25	12	12	37	73	59	22	169	<b>10 CC50X-S</b>	350
18, 20	3/4	1 1/16-12	1 1/16-12	32	16	16	42	85	68	27	291	<b>12 CC50X-S</b>	350
25	1	1 5/16-12	1 5/16-12	38	21	21	46	95	78	33	481	<b>16 CC50X-S</b>	280

Steel, stainless steel and brass Triple-Lok® parts are delivered with NBR elastomeric seals as standard. For more details on other seal materials see page K91.

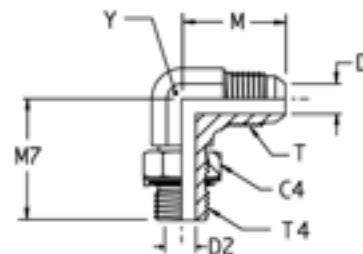
Order codes shown are part of our current manufacturing programme.

Imperial and metric parts may vary in hexagon dimensions.

$$\frac{\text{PN (bar)}}{10} = \text{PN (MPa)}$$

## C4OMX Male stud elbow

Triple-Lok® 37° Flare end / Adjustable BSPP thread O-ring + retaining ring (ISO 1179)



Tube O.D. mm	in.	Thread BSPP T4	Thread UN/UNF-2A T	C4 mm	D mm	D2 mm	M mm	M7 mm	Y mm	Weight (steel) g/1 piece	Triple-Lok® Steel	Triple-Lok® Stainless Steel	PN (bar)	
													S	SS
6	1/4	1/8-28	7/16-20	14	4	4	23	27	11	37	<b>4C4OMXS</b>	<b>4C4OMXS</b>	250	250
6	1/4	1/4-19	7/16-20	19	4	8	27	32	14	43	<b>4-4C4OMXS</b>	<b>4-4C4OMXS</b>	250	200
6	1/4	3/8-19	7/16-20	22	4	10	29	37	19	50	<b>4-6C4OMXS</b>	<b>4-6C4OMXS</b>	250	200
8	5/16	1/8-28	1/2-20	14	6	4	24	27	13	47	<b>5C4OMXS</b>	<b>5C4OMXS</b>	250	250
8	5/16	1/4-19	1/2-20	19	6	8	27	32	14	55	<b>5-4C4OMXS</b>	<b>5-4C4OMXS</b>	250	200
8	5/16	3/8-19	1/2-20	22	6	10	29	37	19	57	<b>5-6C4OMXS</b>	<b>5-6C4OMXS</b>	250	200
10	3/8	1/4-19	9/16-18	19	8	8	27	32	14	61	<b>6C4OMXS</b>	<b>6C4OMXS</b>	250	200
10	3/8	1/8-28	9/16-18	14	8	4	27	28	14	52	<b>6-2C4OMXS</b>	<b>6-2C4OMXS</b>	250	200
10	3/8	3/8-19	9/16-18	22	8	10	29	37	19	95	<b>6-6C4OMXS</b>	<b>6-6C4OMXS</b>	250	200
10	3/8	1/2-14	9/16-18	27	8	12	31	43	22	80	<b>6-8C4OMXS</b>	<b>6-8C4OMXS</b>	250	200
12	1/2	3/8-19	3/4-16	22	10	10	32	37	19	102	<b>8C4OMXS</b>	<b>8C4OMXS</b>	250	200
12	1/2	1/4-19	3/4-16	19	10	8	32	37	19	91	<b>8-4C4OMXS</b>	<b>8-4C4OMXS</b>	250	200
12	1/2	1/2-14	3/4-16	27	10	12	34	43	22	155	<b>8-8C4OMXS</b>	<b>8-8C4OMXS</b>	250	200
12	1/2	3/4-14	3/4-16	36	10	16	36	50	27	205	<b>8-12C4OMXS</b>	<b>8-12C4OMXS</b>	250	200
14, 15, 16	5/8	1/2-14	7/8-14	27	12	12	37	43	22	164	<b>10C4OMXS</b>	<b>10C4OMXS</b>	250	200
14, 15, 16	5/8	3/8-19	7/8-14	22	12	10	37	36	22	190	<b>10-6C4OMXS</b>	<b>10-6C4OMXS</b>	250	200
14, 15, 16	5/8	3/4-14	7/8-14	36	12	16	39	50	27	217	<b>10-12C4OMXS</b>	<b>10-12C4OMXS</b>	250	200
18, 20	3/4	3/4-14	1 1/16-12	36	16	16	42	50	27	295	<b>12C4OMXS</b>	<b>12C4OMXS</b>	250	200
18, 20	3/4	1/2-14	1 1/16-12	27	16	12	42	50	27	245	<b>12-8C4OMXS</b>	<b>12-8C4OMXS</b>	250	200
18, 20	3/4	1-11	1 1/16-12	41	16	22	45	52	33	317	<b>12-16C4OMXS</b>	<b>12-16C4OMXS</b>	250	200
25	1	1-11	1 5/16-12	41	22	22	46	52	33	425	<b>16C4OMXS</b>	<b>16C4OMXS</b>	250	200
25	1	3/4-14	1 5/16-12	36	22	16	46	47	33	405	<b>16-12C4OMXS</b>	<b>16-12C4OMXS</b>	250	200
28, 30, 32	1 1/4	1 1/4-11	1 5/8-12	50	28	28	52	57	41	697	<b>20C4OMXS</b>	<b>20C4OMXS</b>	210	160
28, 30, 32	1 1/4	1-11	1 5/8-12	41	28	22	52	57	41	650	<b>20-16C4OMXS</b>	<b>20-16C4OMXS</b>	250	160
35, 38	1 1/2	1 1/2-11	1 7/8-12	55	33	33	59	61	48	953	<b>24C4OMXS</b>	<b>24C4OMXS</b>	140	140
35, 38	1 1/2	1 1/4-11	1 7/8-12	50	33	28	59	61	48	964	<b>24-20C4OMXS</b>	<b>24-20C4OMXS</b>	210	140

Steel, stainless steel and brass Triple-Lok® parts are delivered with NBR elastomeric seals as standard. For more details on other seal materials see page K91.

Order codes shown are part of our current manufacturing programme.

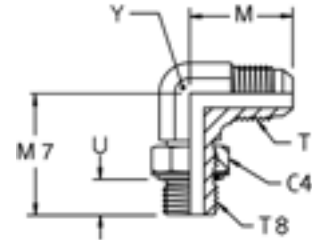
Imperial and metric parts may vary in hexagon dimensions.

$$\frac{\text{PN (bar)}}{10} = \text{PN (MPa)}$$

Pressure ratings – PN shown, apply to Steel and Stainless Steel versions of the product.

## C8OMX Male stud elbow

Triple-Lok® 37° Flare end / Male metric thread – O-ring + retainer ring



Tube O.D.		Thread Metric T8	Thread UN/UNF-2A T	M mm	Y mm	U mm	C4 mm	M7 mm	Weight (steel) g/1 piece	Triple-Lok® Steel	PN (bar)
mm	in.										
6	1/4	M 10×1.0	7/16-20	23	11	8	14	27	23	<b>4M10C8OMXS</b>	250
6	1/4	M 12×1.5	7/16-20	24	13	10	17	31	28	<b>4M12C8OMXS</b>	250
8	5/16	M 10×1.0	1/2-20	24	13	8	13	26	29	<b>5M10C8OMXS</b>	250
8	5/16	M 12×1.5	1/2-20	24	13	10	17	31	29	<b>5M12C8OMXS</b>	250
10	3/8	M 14×1.5	9/16-18	27	14	10	17	34	36	<b>6M14C8OMXS</b>	250
10	3/8	M 16×1.5	9/16-18	29	19	10	19	38	74	<b>6M16C8OMXS</b>	250
12	1/2	M 16×1.5	3/4-16	32	19	10	19	38	77	<b>8M16C8OMXS</b>	250
12	1/2	M 18×1.5	3/4-16	32	19	11	22	38	78	<b>8M18C8OMXS</b>	250
14, 15, 16	5/8	M 18×1.5	7/8-14	37	22	11	22	42	104	<b>10M18C8OMXS</b>	250
14, 15, 16	5/8	M 20×1.5	7/8-14	37	22	11	24	41	110	<b>10M20C8OMXS</b>	250
14, 15, 16	5/8	M 22×1.5	7/8-14	37	22	12	27	43	119	<b>10M22C8OMXS</b>	250
18, 20	3/4	M 22×1.5	1 1/16-12	42	27	12	27	45	198	<b>12M22C8OMXS</b>	250
18, 20	3/4	M 27×2.0	1 1/16-12	42	27	14	32	50	208	<b>12M27C8OMXS</b>	175
25	1	M 27×2.0	1 5/16-12	46	33	14	32	53	333	<b>16M27C8OMXS</b>	175
25	1	M 33×2.0	1 5/16-12	46	33	14	38	53	333	<b>16M33C8OMXS</b>	140
28, 30, 32	1 1/4	M 42×2.0	1 5/8-12	52	41	14	50	58	575	<b>20M42C8OMXS</b>	140
35, 38	1 1/2	M 48×2.0	1 7/8-12	59	48	15	55	64	872	<b>24M48C8OMXS</b>	140

Steel, stainless steel and brass Triple-Lok® parts are delivered with NBR elastomeric seals as standard. For more details on other seal materials see page K91.

Order codes shown are part of our current manufacturing programme.

Imperial and metric parts may vary in hexagon dimensions.

$$\frac{\text{PN (bar)}}{10} = \text{PN (MPa)}$$

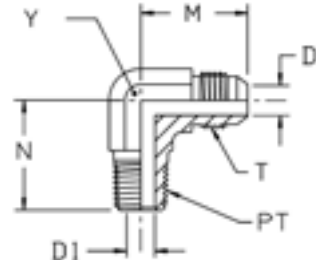


### CMTX Male stud elbow

Triple-Lok® 37° Flare end / Male NPTF\* thread (SAE 476)

SAE 070202 MS51504

\*Stainless Steel = NPT to prevent galling



Tube O.D.		Thread NPT/NPTF PT	Thread UN/UNF-2A T	D mm	D1 mm	M mm	N mm	Y mm	Weight (steel) g/1 piece	Triple-Lok® Steel	Triple-Lok® Stainless Steel	PN (bar)	
mm	in.											S	SS
6	1/8	1/8-27	5/16-24	2	5	20	18	8	12	<b>2 CTX-S</b>		420	—
	3/16	1/8-27	3/8-24	3	5	21	18	10	15	<b>3 CTX-S</b>		420	—
	1/4	1/8-27	7/16-20	4	5	23	20	11	23	<b>4CMTXS</b>	<b>4CMTXSS</b>	420	350
	1/4	1/4-18	7/16-20	4	7	27	28	14	42	<b>4-4CMTXS</b>	<b>4-4CMTXSS</b>	420	350
6	1/4	3/8-18	7/16-20	4	10	29	31	19	26	<b>4-6 CTX-S</b>	<b>4-6CMTXSS</b>	420	350
6	1/4	1/2-14	7/16-20	4	14	31	37	22	30	<b>4-8 CTX-S</b>	<b>4-8CMTXSS</b>	420	350
8	5/16	1/8-27	1/2-20	6	5	24	20	13	29	<b>5CMTXS</b>	<b>5CMTXSS</b>	420	350
8	5/16	1/4-18	1/2-20	6	7	27	28	14	42	<b>5-4 CTX-S</b>	<b>5-4CMTXSS</b>	420	350
8	5/16	3/8-18	1/2-20	6	10	29	31	19	45	<b>5-6 CTX-S</b>	<b>5-6CMTXSS</b>	420	350
10	3/8	1/4-18	9/16-18	8	7	27	28	14	45	<b>6CMTXS</b>	<b>6CMTXSS</b>	420	350
10	3/8	1/8-27	9/16-18	8	5	27	23	14	55	<b>6-2 CTX-S</b>	<b>6-2CMTXSS</b>	420	350
10	3/8	3/8-18	9/16-18	8	10	29	31	19	76	<b>6-6CMTXS</b>	<b>6-6CMTXSS</b>	420	350
10	3/8	1/2-14	9/16-18	8	14	31	37	22	117	<b>6-8CMTXS</b>	<b>6-8CMTXSS</b>	420	350
12	1/2	3/8-18	3/4-16	10	10	32	31	19	86	<b>8CMTXS</b>	<b>8CMTXSS</b>	420	350
12	1/2	1/4-18	3/4-16	10	7	32	31	19	82	<b>8-4CMTXS</b>	<b>8-4CMTXSS</b>	420	350
12	1/2	1/2-14	3/4-16	10	14	34	37	22	125	<b>8-8CMTXS</b>	<b>8-8CMTXSS</b>	420	350
12	1/2	3/4-14	3/4-16	10	18	36	40	27	190	<b>8-12 CTX-S</b>	<b>8-12CMTXSS</b>	280	280
14, 15,16	5/8	1/2-14	7/8-14	12	14	37	37	22	129	<b>10CMTXS</b>	<b>10CMTXSS</b>	350	350
14, 15,16	5/8	3/8-18	7/8-14	12	10	37	33	22	127	<b>10-6 CTX-S</b>	<b>10-6CMTXSS</b>	350	350
14, 15,16	5/8	3/4-14	7/8-14	12	18	39	40	27	192	<b>10-12CMTXS</b>	<b>10-12CMTXSS</b>	280	280
18, 20	3/4	3/4-14	1 1/16-12	16	18	42	40	27	198	<b>12 CTX-S</b>	<b>12CMTXSS</b>	280	280
18, 20	3/4	1/2-14	1 1/16-12	16	14	42	40	27	204	<b>12-8 CTX-S</b>	<b>12-8CMTXSS</b>	350	350
18, 20	3/4	1-11.5	1 1/16-12	16	24	45	50	33	318	<b>12-16CMTXS</b>	<b>12-16CMTXSS</b>	210	210
22	7/8	3/4-14	1 3/16-12	18	18	46	43	31	260	<b>14 CTX-S</b>	<b>14CMTXSS</b>	280	245
25	1	1-11.5	1 5/16-12	22	24	46	50	33	328	<b>16 CTX-S</b>	<b>16CMTXSS</b>	210	210
25	1	3/4-14	1 5/16-12	22	18	46	45	33	318	<b>16-12 CTX-S</b>	<b>16-12CMTXSS</b>	280	280
25	1	1 1/4-11.5	1 5/16-12	22	32	54	61	45	477	<b>16-20 CTX-S</b>	<b>16-20CMTXSS</b>	170	170
28, 30, 32	1 1/4	1 1/4-11.5	1 5/8-12	28	32	52	61	45	549	<b>20 CTX-S</b>	<b>20CMTXSS</b>	170	170
28, 30, 32	1 1/4	1-11.5	1 5/8-12	28	24	52	60	41	536	<b>20-16CMTXS</b>	<b>20-16CMTXSS</b>	210	210
28, 30, 32	1 1/4	1 1/2-11.5	1 7/8-12	28	38	56	67	48	630	<b>20-24 CTX-S</b>	<b>20-24CMTXSS</b>	170	140
35, 38	1 1/2	1 1/2-11.5	1 7/8-12	33	38	59	67	48	747	<b>24 CTX-S</b>	<b>24CMTXSS</b>	170	140
35, 38	1 1/2	1 1/4-11.5	1 7/8-12	33	32	59	57	48	715	<b>24-20 CTX-S</b>	<b>24-20CMTXSS</b>	170	140
	2	2-11.5	2 1/2-12	45	49	78	76	64	1644	<b>32 CTX-S</b>		140	—
	2	1 1/2-11.5	2 1/2-12	45	38	78	75	66	1450	<b>32-24 CTX-S</b>		140	—

Order codes shown are part of our current manufacturing programme.

Imperial and metric parts may vary in hexagon dimensions.

$$\frac{\text{PN (bar)}}{10} = \text{PN (MPa)}$$

Pressure ratings – PN shown, apply to Steel and Stainless Steel versions of the product.

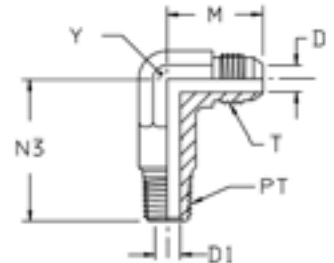


## CCTX Extended male stud elbow

Triple-Lok® 37° Flare end / Male NPTF\* thread (SAE 476)

SAE 070202 MS51504

\*Stainless Steel = NPT to prevent galling



Tube O.D. mm	in.	Thread NPT/NPTF PT	Thread UN/UNF-2A T	D mm	D1 mm	M mm	N3 mm	Y mm	Weight (steel) g/1 piece	Triple-Lok® Steel	Triple-Lok® Stainless Steel	PN (bar)	
												S	SS
6	1/4	1/8-27	7/16-20	5	5	23	30	11	28	<b>4 CCTX-S</b>	<b>4 CCTX-SS</b>	420	350
6	1/4	1/4-18	7/16-20	5	7	27	37	14	28	<b>4-4 CCTX-S</b>	<b>4-4 CCTX-SS</b>	420	350
8	5/16	1/8-27	1/2-20	6	5	24	30	14	35	<b>5 CCTX-S</b>	<b>5 CCTX-SS</b>	420	350
10	3/8	1/4-16	9/16-18	8	7	27	40	14	58	<b>6 CCTX-S</b>	<b>6 CCTX-SS</b>	420	350
10	3/8	3/8-18	9/16-18	8	11	29	46	19	58	<b>6-6 CCTX-S</b>	<b>6-6 CCTX-SS</b>	420	350
12	1/2	3/8-18	3/4-16	10	10	32	45	19	111	<b>8 CCTX-S</b>	<b>8 CCTX-SS</b>	420	350
12	1/2	1/2-14	3/4-16	10	14	34	55	22	136	<b>8-8 CCTX-S</b>	<b>8-8 CCTX-SS</b>	420	350
14, 15, 16	5/8	1/2-14	7/8-14	13	14	37	55	22	183	<b>10 CCTX-S</b>	<b>10 CCTX-SS</b>	350	350
18, 20	3/4	3/4-14	1 1/16-12	16	18	42	61	27	253	<b>12 CCTX-S</b>	<b>12 CCTX-SS</b>	280	280
25	1	1-11.5	1 5/16-12	21	24	46	76	33	435	<b>16 CCTX-S</b>	<b>16 CCTX-SS</b>	210	210
28, 30, 32	1 1/4	1 1/4-11.5	1 5/8-12	28	32	52	93	41	1021	<b>20 CCTX-S</b>	<b>20 CCTX-SS</b>	170	170

Order codes shown are part of our current manufacturing programme.

Imperial and metric parts may vary in hexagon dimensions.

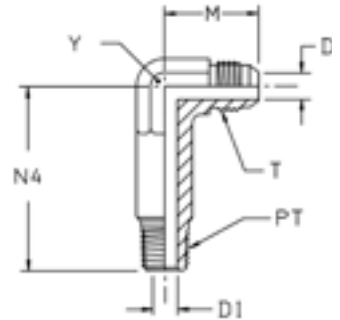
$$\frac{\text{PN (bar)}}{10} = \text{PN (MPa)}$$

Pressure ratings – PN shown, apply to Steel and Stainless Steel versions of the product.

## CCCTX Extended male stud elbow

Triple-Lok® 37° Flare end / Male NPTF\* thread (SAE 476)  
SAE 071602

\*Stainless Steel = NPT to prevent galling



Tube O.D.		Thread NPT/NPTF PT	Thread UN/UNF-2A T	D mm	D1 mm	M mm	N4 mm	Y mm	Weight (steel) g/1 piece	Triple-Lok® Steel	PN (bar)
mm	in.										
6	1/4	1/8-27	7/16-20	5	5	23	40	11	32	<b>4 CCCTX-S</b>	420
6	1/4	1/4-18	7/16-20	5	7	27	52	14	32	<b>4-4 CCCTX-S</b>	420
8	5/16	1/8-27	1/2-20	6	5	25	41	14	39	<b>5 CCCTX-S</b>	420
10	3/8	1/4-16	9/16-18	8	7	27	53	14	72	<b>6 CCCTX-S</b>	420
10	3/8	3/8-18	9/16-18	8	11	29	59	19	72	<b>6-6 CCCTX-S</b>	420
12	1/2	3/8-18	3/4-16	10	10	32	59	19	130	<b>8 CCCTX-S</b>	420
12	1/2	1/2-14	3/4-16	10	14	34	72	22	163	<b>8-8 CCCTX-S</b>	420
14, 15, 16	5/8	1/2-14	7/8-14	13	14	37	72	22	212	<b>10 CCCTX-S</b>	350
18, 20	3/4	3/4-14	1 1/16-12	16	18	42	82	27	356	<b>12 CCCTX-S</b>	280
25	1	1-11.5	1 5/16-12	21	24	46	101	33	520	<b>16 CCCTX-S</b>	210
28, 30, 32	1 1/4	1 1/4-11.5	1 5/8-12	28	32	52	126	41	1196	<b>20 CCCTX-S</b>	170

Order codes shown are part of our current manufacturing programme.

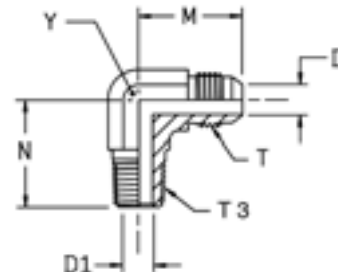
Imperial and metric parts may vary in hexagon dimensions.

$$\frac{\text{PN (bar)}}{10} = \text{PN (MPa)}$$

**K**

## C3MX Male stud elbow

Triple-Lok® 37° Flare end / Male BSPT thread (ISO 7)



Tube O.D.		Thread BSPT T3	Thread UN/UNF-2A T	D mm	D1 mm	M mm	N mm	Y mm	Weight (steel) g/1 piece	Triple-Lok® Steel	Triple-Lok® Stainless Steel	PN (bar)	
mm	in.											S	SS
6	1/4	1/8-28	7/16-20	4	5	23	20	11	23	<b>4C3MXS</b>	<b>4C3MXSS</b>	315	315
6	1/4	1/4-19	7/16-20	4	7	27	28	14	42	<b>4-4C3MXS</b>	<b>4-4C3MXSS</b>	315	315
8	5/16	1/8-28	1/2-20	6	5	24	20	13	29	<b>5C3MXS</b>	<b>5C3MXSS</b>	315	315
8	5/16	1/4-19	1/2-20	6	7	27	28	14	42	<b>5-4C3MXS</b>	<b>5-4C3MXSS</b>	315	315
10	3/8	1/4-19	9/16-18	8	7	27	28	14	45	<b>6C3MXS</b>	<b>6C3MXSS</b>	315	315
10	3/8	3/8-19	9/16-18	8	10	29	31	19	76	<b>6-6C3MXS</b>	<b>6-6C3MXSS</b>	315	315
10	3/8	1/2-14	9/16-18	8	14	31	37	22	117	<b>6-8C3MXS</b>	<b>6-8C3MXSS</b>	315	315
12	1/2	3/8-19	3/4-16	10	10	32	31	19	86	<b>8C3MXS</b>	<b>8C3MXSS</b>	315	315
12	1/2	1/4-19	3/4-16	10	7	32	31	19	82	<b>8-4C3MXS</b>	<b>8-4C3MXSS</b>	315	315
12	1/2	1/2-14	3/4-16	10	14	34	37	22	125	<b>8-8C3MXS</b>	<b>8-8C3MXSS</b>	315	315
14, 15, 16	5/8	1/2-14	7/8-14	12	14	37	37	22	129	<b>10C3MXS</b>	<b>10C3MXSS</b>	315	315
14, 15, 16	5/8	3/8-19	7/8-14	12	10	37	33	22	127	<b>10-6C3MXS</b>	<b>10-6C3MXSS</b>	315	315
14, 15, 16	5/8	3/4-14	7/8-14	12	18	39	40	27	192	<b>10-12C3MXS</b>	<b>10-12C3MXSS</b>	160	160
18, 20	3/4	3/4-14	1 1/16-12	16	18	42	40	27	198	<b>12C3MXS</b>	<b>12C3MXSS</b>	160	160
18, 20	3/4	1/2-14	1 1/16-12	16	14	42	40	27	204	<b>12-8C3MXS</b>	<b>12-8C3MXSS</b>	315	315
18, 20	3/4	1-11	1 1/16-12	16	24	45	50	33	251	<b>12-16C3MXS</b>	<b>12-16C3MXSS</b>	160	160
25	1	1-11	1 5/16-12	22	24	46	50	33	328	<b>16C3MXS</b>	<b>16C3MXSS</b>	160	160
25	1	3/4-14	1 5/16-12	22	18	46	45	33	318	<b>16-12C3MXS</b>	<b>16-12C3MXSS</b>	160	160
28, 30, 32	1 1/4	1 1/4-11	1 5/8-12	28	32	52	61	41	549	<b>20C3MXS</b>	<b>20C3MXSS</b>	160	160
28, 30, 32	1 1/4	1-11	1 5/8-12	28	24	52	60	41	536	<b>20-16C3MXS</b>	<b>20-16C3MXSS</b>	160	160
35, 38	1 1/2	1 1/2-11	1 7/8-12	33	38	59	67	48	747	<b>24C3MXS</b>	<b>24C3MXSS</b>	160	140

Order codes shown are part of our current manufacturing programme.

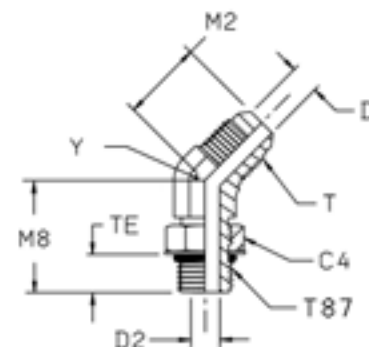
Imperial and metric parts may vary in hexagon dimensions.

$$\frac{\text{PN (bar)}}{10} = \text{PN (MPa)}$$

Pressure ratings – PN shown, apply to Steel and Stainless Steel versions of the product.

**V87OMX 45° Male stud elbow**

Triple-Lok® 37° Flare end / Male metric thread O-ring (ISO 6149)



Tube O.D. mm	Tube O.D. in.	Thread Metric T87	Thread UN/UNF-2A T	C4 mm	D mm	D2 mm	M2 mm	M8 mm	TE mm	Y mm	Weight (steel) g/1 piece	Triple-Lok® Steel	PN (bar)
6	1/4	M 10×1.0	7/16-20	14	4	5	18	27	9	11	17	<b>4M10V87OMXS</b>	420
4	1/4	M 12×1.0	7/16-20	17	4	6	20	28	11	13	25	<b>4M12V87OMXS</b>	420
8	5/16	M 10×1.0	1/2-20	14	6	5	18	27	9	13	31	<b>5M10V87OMXS</b>	420
8	5/16	M 12×1.5	1/2-20	17	6	6	20	28	11	13	25	<b>5M12V87OMXS</b>	420
10	3/8	M 14×1.5	9/16-18	19	8	8	21	28	11	14	31	<b>6M14V87OMXS</b>	420
10	3/8	M 16×1.5	9/16-18	22	8	9	22	32	12	19	58	<b>6M16V87OMXS</b>	350
10	3/8	M 18×1.5	9/16-18	24	8	11	22	33	13	19	66	<b>6M18V87OMXS</b>	350
12	1/2	M 16×1.5	3/4-16	22	10	9	25	33	12	19	65	<b>8M16V87OMXS</b>	350
12	1/2	M 18×1.5	3/4-16	24	10	11	25	33	13	19	66	<b>8M18V87OMXS</b>	350
14, 15, 16	5/8	M 18×1.5	7/8-14	24	12	11	28	37	13	22	99	<b>10M18V87OMXS</b>	350
14, 15, 16	5/8	M 22×1.5	7/8-14	27	12	14	28	38	13	22	99	<b>10M22V87OMXS</b>	350
18, 20	3/4	M 22×1.5	1 1/16-12	27	16	14	33	40	13	27	164	<b>12M22V87OMXS</b>	350
18, 20	3/4	M 27×2.0	1 1/16-12	32	16	18	33	46	16	27	173	<b>12M27V87OMXS</b>	350
25	1	M 33×2.0	1 5/16-12	41	22	23	37	46	16	33	287	<b>16M33V87OMXS</b>	280

Steel, stainless steel and brass Triple-Lok® parts are delivered with NBR elastomeric seals as standard. For more details on other seal materials see page K91.

Order codes shown are part of our current manufacturing programme.

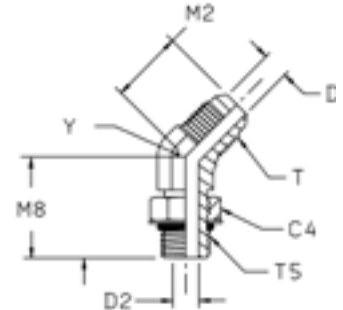
Imperial and metric parts may vary in hexagon dimensions.

$\frac{\text{PN (bar)}}{10} = \text{PN (MPa)}$



**V5OMX 45° Male stud elbow**

Triple-Lok® 37° Flare end / Male UNF thread O-ring (ISO 11926)  
 SAE 070320 MS51528



Tube O.D.		Thread UN/UNF-2A T5	Thread UN/UNF-2A T	C4 mm	D mm	D2 mm	M2 mm	M8 mm	Y mm	Weight (steel) g/1 piece	Triple-Lok® Steel	Triple-Lok® Stainless Steel	PN (bar)	
mm	in.												S	SS
6	1/4	7/16-20	7/16-20	14	4	5	18	27	11	34	<b>4 V5OX-S</b>	<b>4 V5OX-SS</b>	420	350
8	5/16	1/2-20	1/2-20	16	6	6	20	27	13	42	<b>5 V5OX-S</b>	<b>5 V5OX-SS</b>	420	350
10	3/8	9/16-18	9/16-18	17	8	8	21	29	14	52	<b>6 V5OX-S</b>	<b>6 V5OX-SS</b>	420	350
10	3/8	3/4-16	9/16-19	22	8	10	22	33	19	104	<b>6-8 V5OX-S</b>	<b>6-8 V5OX-SS</b>	420	350
12	1/2	3/4-16	3/4-16	22	10	10	25	33	19	104	<b>8 V5OX-S</b>	<b>8 V5OX-SS</b>	420	350
12	1/2	9/16-18	3/4-16	17	10	8	25	30	19	98	<b>8-6 V5OX-S</b>	<b>8-6 V5OX-SS</b>	420	350
12	1/2	7/8-14	3/4-16	25	10	12	25	39	22	148	<b>8-10 V5OX-S</b>	<b>8-10 V5OX-SS</b>	350	350
14, 15, 16	5/8	7/8-14	7/8-14	27	12	13	28	39	22	157	<b>10V5OMXS</b>	<b>10 V5OX-SS</b>	350	350
14, 15, 16	5/8	3/4-16	7/8-14	22	12	10	28	35	22	157	<b>10-8V5OMXS</b>	<b>10-8 V5OX-SS</b>	350	350
18, 20	3/4	1 1/16-12	1 1/16-12	32	16	16	33	44	27	258	<b>12 V5OX-S</b>	<b>12 V5OX-SS</b>	350	350
18, 20	3/4	7/8-14	1 1/16-12	25	16	12	33	40	27	227	<b>12-10 V5OX-S</b>	<b>12-10 V5OX-SS</b>	350	350
22	7/8	1 3/16-12	1 3/16-12	35	18	18	37	47	33	275	<b>14 V5OX-S</b>		280	—
25	1	1 5/16-12	1 5/16-12	38	22	22	37	47	33	375	<b>16 V5OX-S</b>	<b>16 V5OX-SS</b>	280	280
28, 30, 32	1 1/4	1 5/8-12	1 5/8-12	48	28	28	40	49	41	570	<b>20 V5OX-S</b>	<b>20 V5OX-SS</b>	280	210
35, 38	1 1/2	1 7/8-12	1 7/8-12	54	33	33	45	49	48	706	<b>24 V5OX-S</b>	<b>24 V5OX-SS</b>	210	140

Steel, stainless steel and brass Triple-Lok® parts are delivered with NBR elastomeric seals as standard. For more details on other seal materials see page K91.

Order codes shown are part of our current manufacturing programme.

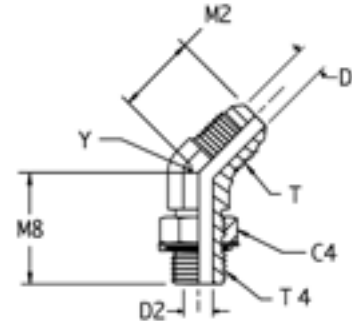
Imperial and metric parts may vary in hexagon dimensions.

$$\frac{PN \text{ (bar)}}{10} = PN \text{ (MPa)}$$

Pressure ratings – PN shown, apply to Steel and Stainless Steel versions of the product.

**V4OMX 45° Male stud elbow**

Triple-Lok® 37° Flare end / Male BSPP thread O-ring + retaining ring (ISO 1179)



Tube O.D.		Thread BSPP T4	Thread UN/UNF-2A T	C4 mm	D mm	D2 mm	M2 mm	M8 mm	Y mm	Weight (steel) g/1 piece	Triple-Lok® Steel	PN (bar)
mm	in.											
6	1/4	1/8-28	7/16-20	14	4	4	18	27	11	35	<b>4V4OMXS</b>	250
6	1/4	1/4-19	7/16-20	19	4	8	21	29	14	48	<b>4-4V4OMXS</b>	250
8	5/16	1/8-28	1/2-20	14	6	4	20	27	13	44	<b>5V4OMXS</b>	250
8	5/16	1/4-19	1/2-20	19	6	8	21	27	14	51	<b>5-4V4OMXS</b>	250
10	3/8	1/4-19	9/16-18	19	8	8	21	29	14	55	<b>6V4OMXS</b>	250
10	3/8	3/8-19	9/16-18	22	8	10	22	33	19	70	<b>6-6V4OMXS</b>	250
10	3/8	1/2-14	9/16-18	27	8	12	22	39	22	92	<b>6-8V4OMXS</b>	250
12	1/2	3/8-19	3/4-16	22	10	10	25	33	19	104	<b>8V4OMXS</b>	250
12	1/2	1/2-14	3/4-16	27	10	12	25	39	22	148	<b>8-8V4OMXS</b>	250
14, 15, 16	5/8	1/2-14	7/8-14	27	10	12	28	39	22	165	<b>10V4OMXS</b>	250
14, 15, 16	5/8	3/4-14	7/8-14	36	12	16	30	44	27	235	<b>10-12V4OMXS</b>	250
18, 20	3/4	3/4-14	1 1/16-12	36	16	16	33	44	27	270	<b>12V4OMXS</b>	250
25	1	1-11	1 5/16-12	41	22	22	37	47	33	394	<b>16V4OMXS</b>	250
28, 30, 32	1 1/4	1 1/4-11	1 5/8-12	50	28	28	40	48	41	599	<b>20V4OMXS</b>	210
35, 38	1 1/2	1 1/2-11	1 7/8-12	55	33	33	45	48	48	750	<b>24V4OMXS</b>	140

Steel, stainless steel and brass Triple-Lok® parts are delivered with NBR elastomeric seals as standard. For more details on other seal materials see page K91.

Order codes shown are part of our current manufacturing programme.

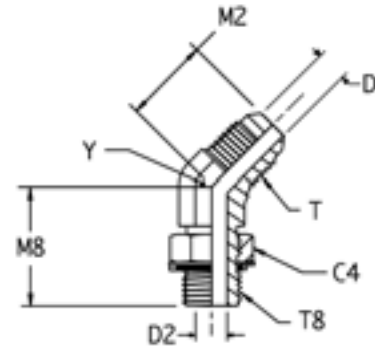
Imperial and metric parts may vary in hexagon dimensions.

$$\frac{\text{PN (bar)}}{10} = \text{PN (MPa)}$$

**K**

## V8OMX 45° Male stud elbow

Triple-Lok® 37° Flare end / Male metric thread – O-ring + retaining ring



Tube O.D. mm	Tube O.D. in.	Thread Metric T8	Thread UN/UNF-2A T	C4 mm	D mm	D2 mm	M2 mm	M8 mm	Y mm	Weight (steel) g/1 piece	Triple-Lok® Steel	PN (bar)
6	1/4	M 10×1.0	7/16-20	14	4	5	18	27	11	23	<b>4M10V8OMXS</b>	250
6	1/4	M 12×1.5	7/16-20	17	4	6	20	27	13	25	<b>4M12V8OMXS</b>	250
8	5/16	M 12×1.5	1/2-20	17	6	6	20	28	13	28	<b>5M12V8OMXS</b>	250
10	3/8	M 14×1.5	9/16-18	17	8	8	21	28	14	36	<b>6M14V8OMXS</b>	250
12	1/2	M 16×1.5	3/4-16	19	10	9	25	33	19	68	<b>8M16V8OMXS</b>	250
12	1/2	M 18×1.5	3/4-16	22	10	11	25	33	19	78	<b>8M18V8OMXS</b>	250
14, 15, 16	5/8	M 22×1.5	7/8-14	27	12	14	28	38	22	119	<b>10M22V8OMXS</b>	250
18, 20	3/4	M 27×2.0	1 1/16-12	32	16	18	33	46	27	208	<b>12M27V8OMXS</b>	175
25	1	M 33×2.0	1 5/16-12	38	22	23	37	46	33	333	<b>16M33V8OMXS</b>	140

Steel, stainless steel and brass Triple-Lok® parts are delivered with NBR elastomeric seals as standard. For more details on other seal materials see page K91.

Order codes shown are part of our current manufacturing programme.

Imperial and metric parts may vary in hexagon dimensions.

$$\frac{\text{PN (bar)}}{10} = \text{PN (MPa)}$$

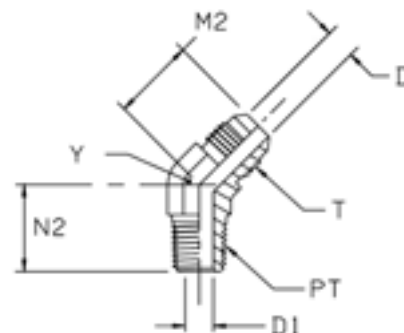


## VMTX 45° Male stud elbow

Triple-Lok® 37° Flare end / Male NPTF\* thread (SAE 476)

SAE 070302 MS51508

\*Stainless Steel = NPT to prevent galling



Tube O.D.		Thread NPT/NPTF PT	Thread UN/UNF-2A T	D mm	D1 mm	M2 mm	N2 mm	Y mm	Weight (steel) g/1 piece	Triple-Lok® Steel	Triple-Lok® Stainless Steel	Triple-Lok® Brass	PN (bar)	
mm	in.												S	SS
6	3/16	1/8-27	3/8-24	3	5	18	14	11	15	3 VTX-S	3 VTX-SS	3 VTX-B	420	350
	1/4	1/8-27	7/16-20	4	5	18	16	11	18	4 VTX-S	4 VTX-SS	4 VTX-B	420	350
	1/4	1/4-18	7/16-20	4	7	21	22	14	30	4-4 VTX-S	4-4 VTX-SS	4-4 VTX-B	420	350
	5/16	1/8-27	1/2-20	6	5	20	16	13	22	5VMTXS	5 VTX-SS	5 VTX-B	420	350
8	5/16	1/4-18	1/2-20	6	7	21	22	14	31	5-4 VTX-S	5-4 VTX-SS	5-4 VTX-B	420	350
	3/8	1/4-16	9/16-18	8	7	21	22	14	27	6 VTX-S	6 VTX-SS	6 VTX-B	420	350
10	3/8	1/8-27	9/16-18	8	5	21	17	14	23	6-2 VTX-S	6-2 VTX-SS	6-2 VTX-B	420	350
	3/8	3/8-18	9/16-18	8	10	22	24	19	52	6-6 VTX-S	6-6 VTX-SS	6-6 VTX-B	420	350
10	3/8	1/2-14	9/16-18	8	14	22	30	22	74	6-8VMTXS	6-8 VTX-SS	6-8 VTX-B	420	350
	1/2	1/4-16	3/4-16	10	7	25	24	19	62	8-4 VTX-S	8-4 VTX-SS	8-4 VTX-B	420	350
12	1/2	3/8-18	3/4-16	10	10	25	24	19	61	8 VTX-S	8 VTX-SS	8 VTX-B	420	350
	1/2	1/2-14	3/4-18	10	14	25	30	22	92	8-8 VTX-S	8-8 VTX-SS	8-8 VTX-B	420	350
12	1/2	3/4-14	3/4-18	10	18	26	31	27	144	8-12 VTX-S	8-12 VTX-SS	8-12 VTX-B	280	280
	5/8	1/2-14	7/8-14	12	14	28	30	22	92	10 VTX-S	10 VTX-SS	10 VTX-B	350	350
14, 15, 16	5/8	3/8-18	7/8-14	12	10	28	25	22	94	10-6 VTX-S	10-6 VTX-SS	10-6 VTX-B	350	350
	5/8	3/4-14	7/8-14	12	18	30	31	27	156	10-12VMTXS	10-12 VTX-SS		280	280
18, 20	3/4	3/4-14	1 1/16-12	16	18	33	31	27	148	12 VTX-S	12 VTX-SS	12 VTX-B	280	280
	3/4	1/2-14	1 1/16-12	16	14	36	31	27	144	12-8VMTXS	12-8 VTX-SS	12-8 VTX-B	350	350
18, 20	3/4	1-11.5	1 1/16-12	16	24	36	38	33	169	12-16 VTX-S	12-16 VTX-SS	12-16 VTX-B	210	210
	7/8	3/4-14	1 3/16-12	18	18	35	32	33	197	14 VTX-S	14 VTX-B		280	280
25	1	1-11.5	1 5/16-12	22	24	37	38	33	239	16 VTX-S	16 VTX-SS	16 VTX-B	210	210
	1	3/4-14	1 5/16-12	22	18	37	33	33	213	16-12 VTX-S	16-12 VTX-SS	16-12 VTX-B	280	280
28, 30, 32	1 1/4	1 1/4-11.5	1 5/8-12	28	32	40	42	41	385	20VMTXS	20 VTX-SS	20 VTX-B	170	170
	1 1/2	1 1/2-11.5	1 7/8-12	33	38	45	45	48	495	24 VTX-S	24 VTX-SS	24 VTX-B	170	140

Order codes shown are part of our current manufacturing programme.

Imperial and metric parts may vary in hexagon dimensions.

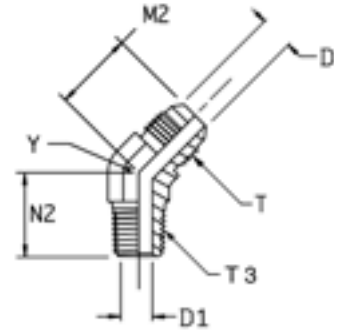
$$\frac{\text{PN (bar)}}{10} = \text{PN (MPa)}$$

Pressure ratings – PN shown, apply to Steel and Stainless Steel versions of the product.

For Brass parts reduce pressures by 35%.

## V3MX 45° Male stud elbow

Triple-Lok® 37° Flare end / Male BSPT thread (ISO 7)



Tube O.D.		Thread BSPT T3	Thread UN/UNF-2A T	D mm	D1 mm	M2 mm	N2 mm	Y mm	Weight (steel) g/1 piece	Triple-Lok® Steel	PN (bar)
mm	in.										
6	1/4	1/8-27	7/16-20	4	5	18	16	11	18	<b>4V3MXS</b>	315
6	1/4	1/4-18	7/16-20	4	7	21	22	14	30	<b>4-4V3MXS</b>	315
8	5/16	1/8-27	1/2-20	6	5	20	16	13	22	<b>5V3MXS</b>	315
8	5/16	1/4-18	1/2-20	6	7	21	22	14	31	<b>5-4V3MXS</b>	315
10	3/8	1/4-16	9/16-18	8	7	21	22	14	27	<b>6V3MXS</b>	315
10	3/8	3/8-18	9/16-18	8	10	22	24	19	52	<b>6-6V3MXS</b>	315
10	3/8	1/2-14	9/16-18	8	14	22	30	22	74	<b>6-8V3MXS</b>	315
12	1/2	3/8-18	3/4-16	10	10	25	24	19	61	<b>8V3MXS</b>	315
12	1/2	1/2-14	3/4-16	10	14	25	30	22	92	<b>8-8V3MXS</b>	315
14, 15, 16	5/8	1/2-14	7/8-14	12	14	28	30	22	92	<b>10V3MXS</b>	315
18, 20	3/4	3/4-14	1 1/16-12	16	18	33	31	27	148	<b>12V3MXS</b>	160
25	1	1-11	1 5/16-12	22	24	37	38	33	239	<b>16V3MXS</b>	160
28, 30, 32	1 1/4	1 1/4-11	1 5/8-12	28	32	40	42	41	385	<b>20V3MXS</b>	160
35, 38	1 1/2	1 1/2-11	1 7/8-12	33	38	45	45	48	495	<b>24V3MXS</b>	160

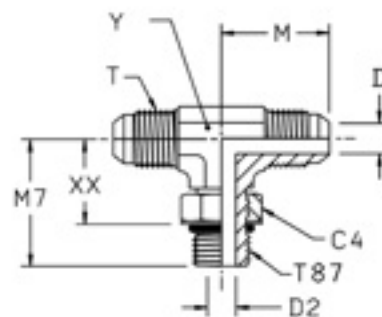
Order codes shown are part of our current manufacturing programme.

Imperial and metric parts may vary in hexagon dimensions.

$\frac{\text{PN (bar)}}{10} = \text{PN (MPa)}$

**S87OMX Male stud branch tee**

Triple-Lok® 37° Flare ends / Male metric thread O-ring (ISO 6149)



Tube O.D. mm	in.	Thread Metric T87	Thread UN/UNF-2A T	C4 mm	D mm	D2 mm	M mm	M7 mm	XX mm	Y mm	Weight (steel) g/1 piece	Triple-Lok® Steel	PN (bar)
6	1/4	M 10×1.0	7/16-20	14	4	5	23	27	16	11	27	<b>4M10S87OMXS</b>	420
8	5/16	M 12×1.5	1/2-20	17	6	6	24	31	19	13	42	<b>5M12S87OMXS</b>	420
10	3/8	M 14×1.5	9/16-18	19	8	8	27	34	21	14	53	<b>6M14S87OMXS</b>	420
12	1/2	M 16×1.5	3/4-16	22	10	9	32	38	24	19	113	<b>8M16S87OMXS</b>	350
12	1/2	M 18×1.5	3/4-16	24	10	11	32	38	24	19	114	<b>8M18S87OMXS</b>	350
14, 15,16	5/8	M 18×1.5	7/8-14	24	12	11	37	42	28	22	174	<b>10M18S87OMXS</b>	350
14, 15,16	5/8	M 22×1.5	7/8-14	27	12	14	37	43	29	22	175	<b>10M22S87OMXS</b>	350
18, 20	3/4	M 22×1.5	1 1/16-12	27	16	14	42	45	32	27	295	<b>12M22S87OMXS</b>	350
18, 20	3/4	M 27×2.0	1 1/16-12	32	16	18	42	48	33	27	304	<b>12M27S87OMXS</b>	350
25	1	M 27×2.0	1 5/16-12	32	22	18	46	53	36	33	491	<b>16M27S87OMXS</b>	280
25	1	M 33×2.0	1 5/16-12	41	22	23	46	53	38	33	530	<b>16M33S87OMXS</b>	280

Steel, stainless steel and brass Triple-Lok® parts are delivered with NBR elastomeric seals as standard. For more details on other seal materials see page K91.

Order codes shown are part of our current manufacturing programme.

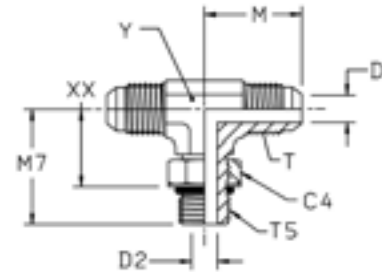
Imperial and metric parts may vary in hexagon dimensions.

$$\frac{\text{PN (bar)}}{10} = \text{PN (MPa)}$$



## S50MX Male stud branch tee

Triple-Lok® 37° Flare ends / Male UNF thread O-ring (ISO 11926)  
SAE 070429 MS51529



Tube O.D.		Thread UN/UNF-2A T5	Thread UN/UNF-2A T	C4 mm	D mm	D2 mm	M mm	M7 mm	XX mm	Y mm	Weight (steel) g/1 piece	Triple-Lok® Steel	Triple-Lok® Stainless Steel	PN (bar)	
mm	in.													S	SS
6	1/4	7/16-20	7/16-20	14	4	5	23	26	16	11	46	<b>4S50MXS</b>	<b>4 S50X-SS</b>	420	350
8	5/16	1/2-20	1/2-20	16	6	6	25	29	18	14	66	<b>5 S50X-S</b>	<b>5 S50X-SS</b>	420	350
10	3/8	9/16-18	9/16-18	17	8	8	27	32	21	14	76	<b>6S50MXS</b>	<b>6 S50X-SS</b>	420	350
12	1/2	3/4-16	3/4-16	22	10	10	32	37	24	19	150	<b>8S50MXS</b>	<b>8 S50X-SS</b>	420	350
14, 15, 16	5/8	7/8-14	7/8-14	27	12	13	37	43	29	22	224	<b>10S50MXS</b>	<b>10 S50X-SS</b>	350	350
18, 20	3/4	1 1/16-12	1 1/16-12	32	16	16	42	49	33	27	367	<b>12 S50X-S</b>	<b>12 S50X-SS</b>	350	350
25	1	1 5/16-12	1 5/16-12	38	22	22	46	52	36	33	506	<b>16 S50X-S</b>	<b>16 S50X-SS</b>	280	280
28, 30, 32	1 1/4	1 5/8-12	1 5/8-12	48	28	28	52	57	41	42	1053	<b>20 S50X-S</b>	<b>20 S50X-SS</b>	280	280
35, 38	1 1/2	1 7/8-12	1 7/8-12	55	34	34	59	61	44	48	1296	<b>24 S50X-S</b>		210	—
	2	2 1/2-12	2 1/2-12	70	45	45	78	73	57	66	2000	<b>32 S50X-S</b>		140	—

Steel, stainless steel and brass Triple-Lok® parts are delivered with NBR elastomeric seals as standard. For more details on other seal materials see page K91.

Order codes shown are part of our current manufacturing programme.

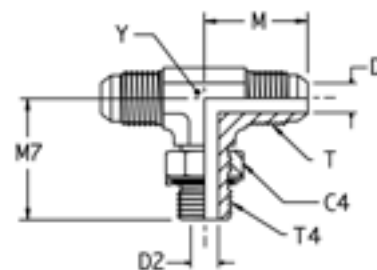
Imperial and metric parts may vary in hexagon dimensions.

$$\frac{\text{PN (bar)}}{10} = \text{PN (MPa)}$$

Pressure ratings – PN shown, apply to Steel and Stainless Steel versions of the product.

## S4OMX Male stud branch tee

Triple-Lok® 37° Flare end / Adjustable BSPP thread O-ring + retaining ring (ISO 1179)



Tube O.D.		Thread BSPP T4	Thread UN/UNF-2A T	C4 mm	D mm	D2 mm	M mm	M7 mm	Y mm	Weight (steel) g/1 piece	Triple-Lok® Steel	Triple-Lok® Stainless Steel	PN (bar)	
mm	in.												S	SS
6	1/4	1/8-28	7/16-20	14	4	4	23	27	11	47	<b>4S4OMXS</b>	<b>4S4OMXSS</b>	250	250
10	3/8	1/4-19	9/16-18	19	8	8	27	32	14	78	<b>6S4OMXS</b>	<b>6S4OMXSS</b>	250	200
12	1/2	3/8-19	3/4-16	22	10	10	32	37	19	154	<b>8S4OMXS</b>	<b>8S4OMXSS</b>	250	200
12	1/2	1/2-14	3/4-16	27	10	12	34	44	22	186	<b>8-8-8S4OMXS</b>	<b>8-8-8S4OMXSS</b>	250	200
14, 15, 16	5/8	1/2-14	7/8-14	27	12	12	37	43	22	231	<b>10S4OMXS</b>	<b>10S4OMXSS</b>	250	200
18, 20	3/4	3/4-14	1 1/16-12	36	16	16	42	50	27	379	<b>12S4OMXS</b>	<b>12S4OMXSS</b>	250	200
25	1	1-11	1 5/16-12	41	22	22	46	52	33	569	<b>16S4OMXS</b>	<b>16S4OMXSS</b>	250	200
28, 30, 32	1 1/4	1 1/4-11	1 5/8-12	50	28	28	52	57	41	1075	<b>20S4OMXS</b>	<b>20S4OMXSS</b>	210	160

Steel, stainless steel and brass Triple-Lok® parts are delivered with NBR elastomeric seals as standard. For more details on other seal materials see page K91.

Order codes shown are part of our current manufacturing programme.

Imperial and metric parts may vary in hexagon dimensions.

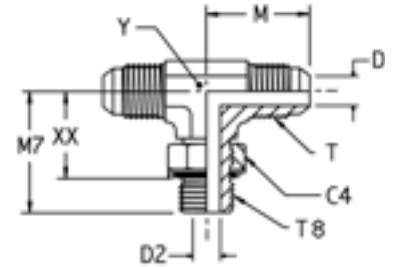
$$\frac{\text{PN (bar)}}{10} = \text{PN (MPa)}$$

Pressure ratings – PN shown, apply to Steel and Stainless Steel versions of the product.



## S8OMX Male stud branch tee

Triple-Lok® 37° Flare ends / Male metric thread – O-ring + retaining ring



Tube O.D.		Thread Metric T8	Thread UN/UNF-2A T	C4 mm	D mm	D2 mm	M mm	M7 mm	XX mm	Y mm	Weight (steel) g/1 piece	Triple-Lok® Steel	PN (bar)
mm	in.												
6	1/4	M 10×1.0	7/16-20	14	4	5	23	27	19	11	27	<b>4M10S8OMXS</b>	250
8	5/16	M 12×1.5	1/2-20	17	6	6	24	31	21	13	42	<b>5M12S8OMXS</b>	250
10	3/8	M 14×1.5	9/16-18	17	8	8	27	34	24	14	53	<b>6M14S8OMXS</b>	250
12	1/2	M 16×1.5	3/4-16	19	10	9	32	38	28	19	95	<b>8M16S8OMXS</b>	250
12	1/2	M 18×1.5	3/4-16	22	10	11	32	38	27	19	114	<b>8M18S8OMXS</b>	250
14, 15, 16	5/8	M 22×1.5	7/8-14	27	12	14	37	43	31	22	175	<b>10M22S8OMXS</b>	250
18, 20	3/4	M 27×2.0	1 1/16-12	32	16	18	42	50	36	27	304	<b>12M27S8OMXS</b>	175
25	1	M 33×2.0	1 5/16-12	38	22	23	46	53	39	33	491	<b>16M33S8OMXS</b>	140

Steel, stainless steel and brass Triple-Lok® parts are delivered with NBR elastomeric seals as standard. For more details on other seal materials see page K91.

Order codes shown are part of our current manufacturing programme.

Imperial and metric parts may vary in hexagon dimensions.

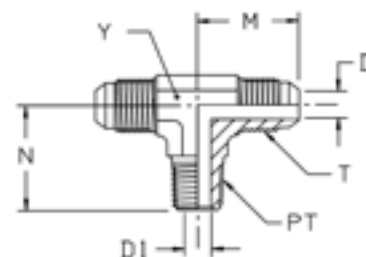
$$\frac{\text{PN (bar)}}{10} = \text{PN (MPa)}$$

## SMTX Male stud branch tee

Triple-Lok® 37° Flare ends / Male NPTF\* thread (SAE 476)

SAE 070425 MS51512

\*Stainless Steel = NPT to prevent galling



Tube O.D.		Thread NPT/NPTF PT	Thread UN/UNF-2A T	D mm	D1 mm	M mm	N mm	Y mm	Weight (steel) g/1 piece	Triple-Lok® Steel	Triple-Lok® Stainless Steel	Triple-Lok® Brass	PN (bar)	
mm	in.												S	SS
6	3/16	1/8-27	3/8-24	3	5	21	18	11	25	3 STX-S	3 STX-SS	3 STX-B	420	350
	1/4	1/8-27	7/16-20	4	5	23	20	11	31	4 STX-S	4 STX-SS	4 STX-B	420	350
6	1/4	1/4-18	7/16-20	4	7	27	28	14	49	4-4-4 STX-S	4-4-4 STX-SS	4-4-4 STX-B	420	350
8	5/16	1/8-27	1/2-20	6	5	24	20	14	37	5 STX-S	5 STX-SS	5 STX-B	420	350
10	3/8	1/4-16	9/16-18	8	7	27	28	14	57	6SMTXS	6 STX-SS	6 STX-B	420	350
10	3/8	3/8-18	9/16-18	8	10	29	31	19	77	6-6-6 STX-S	6-6-6 STX-SS	6-6-6 STX-B	420	350
12	1/2	3/8-18	3/4-16	10	10	32	31	19	113	8 STX-S	8 STX-SS	8 STX-B	420	350
12	1/2	1/2-14	3/4-16	10	14	34	37	22	164	8-8-8 STX-S	8-8-8 STX-SS	8-8-8 STX-B	420	350
14, 15, 16	5/8	1/2-14	7/8-14	12	14	37	37	22	173	10 STX-S	10 STX-SS	10 STX-B	350	350
	3/4	3/4-14	1 1/16-12	16	18	42	40	27	272	12 STX-S	12 STX-SS	12 STX-B	280	280
22	7/8	3/4-14	1 3/16-12	18	18	46	43	33	323	14 STX-S	14 STX-SS	14 STX-B	280	—
25	1	1-11.5	1 5/16-12	21	24	46	50	33	413	16 STX-S	16 STX-SS	16 STX-B	210	210
28, 30, 32	1 1/4	1 1/4-11.5	1 5/8-12	27	32	52	61	41	681	20 STX-S	20 STX-SS	20 STX-B	170	170
	2	1 1/2-11.5	1 7/8-12	33	38	34	67	48	905	24 STX-S	24 STX-SS	24 STX-B	170	170

Order codes shown are part of our current manufacturing programme.

Imperial and metric parts may vary in hexagon dimensions.

$$\frac{\text{PN (bar)}}{10} = \text{PN (MPa)}$$

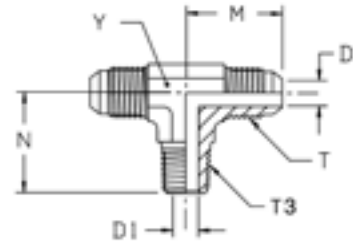
Pressure ratings – PN shown, apply to Steel and Stainless Steel versions of the product.

For Brass parts reduce pressures by 35 %.



## S3MX Male stud branch tee

Triple-Lok® 37° Flare ends / Male BSPT thread (ISO 7)



Tube O.D. mm	in.	Thread BSPT T3	Thread UN/UNF-2A T	D mm	D1 mm	M mm	N mm	Y mm	Weight (steel) g/1 piece	Triple-Lok® Steel	Triple-Lok® Stainless Steel	PN (bar)	
												S	SS
6	1/4	1/8-28	7/16-20	4	5	23	20	11	30	<b>4S3MXS</b>	<b>4S3MXSS</b>	315	315
10	3/8	1/4-19	9/16-18	8	7	27	28	14	55	<b>6S3MXS</b>	<b>6S3MXSS</b>	315	315
12	1/2	3/8-19	3/4-16	10	10	32	31	19	111	<b>8S3MXS</b>	<b>8S3MXSS</b>	315	315
14, 15, 16	5/8	1/2-14	7/8-14	12	14	37	37	22	169	<b>10S3MXS</b>	<b>10S3MXSS</b>	315	315
18, 20	3/4	3/4-14	1 1/16-12	16	18	42	40	27	267	<b>12S3MXS</b>	<b>12S3MXSS</b>	160	160
25	1	1-11	1 5/16-12	22	24	46	50	33	407	<b>16S3MXS</b>	<b>16S3MXSS</b>	160	160

Order codes shown are part of our current manufacturing programme.

Imperial and metric parts may vary in hexagon dimensions.

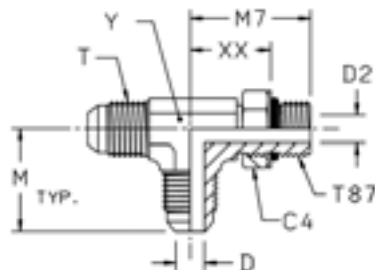
$$\frac{\text{PN (bar)}}{10} = \text{PN (MPa)}$$

Pressure ratings – PN shown, apply to Steel and Stainless Steel versions of the product.



## R87OMX Male stud run tee

Triple-Lok® 37° Flare ends / Male metric thread – O-ring (ISO 6149)



Tube O.D. mm	Tube O.D. in.	Thread Metric T87	Thread UN/UNF-2A T	C4 mm	D mm	D2 mm	M mm	M7 mm	XX mm	Y mm	Weight (steel) g/1 piece	Triple-Lok® Steel	PN (bar)
6	1/4	M 10×1.0	7/16-20	14	4	5	23	27	16	11	27	<b>4M10R87OMXS</b>	420
10	3/8	M 14×1.5	9/16-18	19	8	8	27	34	21	14	53	<b>6M14R87OMXS</b>	420
10	3/8	M 18×1.5	9/16-18	24	8	11	29	38	24	19	90	<b>6M18R87OMXS</b>	350
12	1/2	M 16×1.5	3/4-16	22	10	9	32	38	24	19	113	<b>8M16R87OMXS</b>	350
12	1/2	M 18×1.5	3/4-16	24	10	11	32	37	24	19	114	<b>8M18R87OMXS</b>	350
14, 15, 16	5/8	M 18×1.5	7/8-14	24	12	11	37	42	29	22	174	<b>10M18R87OMXS</b>	350
14, 15, 16	5/8	M 22×1.5	7/8-14	27	12	14	37	43	29	22	175	<b>10M22R87OMXS</b>	350
18, 20	3/4	M 22×1.5	1 1/16-12	27	16	14	42	45	32	27	295	<b>12M22R87OMXS</b>	350
18, 20	3/4	M 27×2.0	1 1/16-12	32	16	18	42	51	33	27	315	<b>12M27R87OMXS</b>	350
25	1	M 33×2.0	1 5/16-12	41	22	23	46	53	40	33	495	<b>16M33R87OMXS</b>	280

Steel, stainless steel and brass Triple-Lok® parts are delivered with NBR elastomeric seals as standard. For more details on other seal materials see page K91.

Order codes shown are part of our current manufacturing programme.

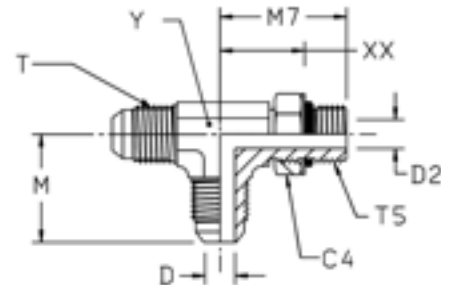
Imperial and metric parts may vary in hexagon dimensions.

$$\frac{\text{PN (bar)}}{10} = \text{PN (MPa)}$$



## R5OMX Male stud run tee

Triple-Lok® 37° Flare ends / Male UNF thread O-ring (ISO 11926)  
 SAE 070428 MS51530



Tube O.D.		Thread UN/UNF-2A T5	Thread UN/UNF-2A T	C4 mm	D mm	D2 mm	M mm	M7 mm	XX mm	Y mm	Weight (steel) g/1 piece	Triple-Lok® Steel	Triple-Lok® Stainless Steel	PN (bar)	
mm	in.													S	SS
6	1/4	7/16-20	7/16-20	14	4	4	23	26	16	11	46	<b>4 R5OX-S</b>	<b>4 R5OX-SS</b>	420	350
8	5/16	1/2-20	1/2-20	16	6	6	25	29	18	14	66	<b>5 R5OX-S</b>	<b>5 R5OX-SS</b>	420	350
10	3/8	9/16-18	9/16-18	17	8	8	27	32	21	14	76	<b>6R5OMXS</b>	<b>6 R5OX-SS</b>	420	350
12	1/2	3/4-16	3/4-16	22	10	10	32	37	24	19	151	<b>8R5OMXS</b>	<b>8 R5OX-SS</b>	420	350
14, 15, 16	5/8	7/8-14	7/8-14	25	12	12	37	43	29	22	226	<b>10 R5OX-S</b>	<b>10 R5OX-SS</b>	350	350
18, 20	3/4	1 1/16-12	1 1/16-12	32	16	16	42	49	33	27	372	<b>12 R5OX-S</b>	<b>12 R5OX-SS</b>	350	350
25	1	1 5/16-12	1 5/16-12	38	22	22	46	52	36	33	557	<b>16 R5OX-S</b>	<b>16 R5OX-SS</b>	280	280
28, 30, 32	1 1/4	1 5/8-12	1 5/8-12	48	28	28	52	57	41	41	1053	<b>20 R5OX-S</b>	<b>20 R5OX-SS</b>	280	280
35, 38	1 1/2	1 7/8-12	1 7/8-12	54	33	33	59	61	44	48	1296	<b>24 R5OX-S</b>	<b>24 R5OX-SS</b>	210	210
	2	2 1/2-12	2 1/2-12	70	45	45	78	73	57	66	2000	<b>32 R5OX-S</b>	<b>32 R5OX-SS</b>	140	140

Steel, stainless steel and brass Triple-Lok® parts are delivered with NBR elastomeric seals as standard. For more details on other seal materials see page K91.

Order codes shown are part of our current manufacturing programme.

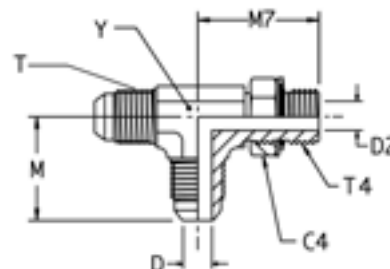
Imperial and metric parts may vary in hexagon dimensions.

$$\frac{\text{PN (bar)}}{10} = \text{PN (MPa)}$$

Pressure ratings – PN shown, apply to Steel and Stainless Steel versions of the product.

## R4OMX Male stud run tee

Triple-Lok® 37° Flare end / Adjustable BSPP thread O-ring + retaining ring (ISO 1179)



Tube O.D.		Thread BSPP T4	Thread UN/UNF-2A T	C4 mm	D mm	D2 mm	M mm	M7 mm	Y mm	Weight (steel) g/1 piece	Triple-Lok® Steel	Triple-Lok® Stainless Steel	PN (bar)	
mm	in.												S	SS
6	1/4	1/8-28	7/16-20	14	4	4	23	27	11	47	<b>4R4OMXS</b>	<b>4R4OMXSS</b>	250	200
10	3/8	1/4-19	9/16-18	19	8	8	27	32	14	78	<b>6R4OMXS</b>	<b>6R4OMXSS</b>	250	200
12	1/2	3/8-19	3/4-16	22	10	10	32	37	19	154	<b>8R4OMXS</b>	<b>8R4OMXSS</b>	250	200
14, 15, 16	5/8	1/2-14	7/8-14	27	12	12	37	43	22	231	<b>10R4OMXS</b>	<b>10R4OMXSS</b>	250	200
18, 20	3/4	3/4-14	1 1/16-12	36	16	16	42	50	27	379	<b>12R4OMXS</b>	<b>12R4OMXSS</b>	250	200
25	1	1-11	1 5/16-12	41	22	22	46	52	33	569	<b>16R4OMXS</b>	<b>16R4OMXSS</b>	250	200
28, 30, 32	1 1/4	1 1/4-11	1 5/8-12	50	28	28	52	57	41	1075	<b>20R4OMXS</b>	<b>20R4OMXSS</b>	210	160

Steel, stainless steel and brass Triple-Lok® parts are delivered with NBR elastomeric seals as standard. For more details on other seal materials see page K91.

Order codes shown are part of our current manufacturing programme.

Imperial and metric parts may vary in hexagon dimensions.

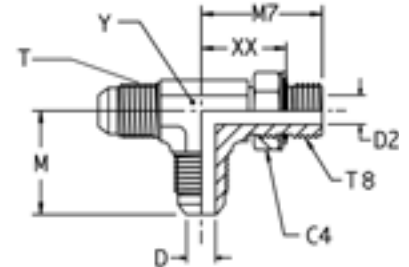
$$\frac{\text{PN (bar)}}{10} = \text{PN (MPa)}$$

Pressure ratings – PN shown, apply to Steel and Stainless Steel versions of the product.



## R8OMX Male stud run tee

Triple-Lok® 37° Flare ends / Male metric thread – O-ring + retaining ring



Tube O.D.		Thread Metric T87	Thread UN/UNF-2A T	C4 mm	D mm	D2 mm	M mm	M7 mm	XX mm	Y mm	Weight (steel) g/1 piece	Triple-Lok® Steel	PN (bar)
mm	in.												
6	1/4	M 10×1.0	7/16-20	14	4	5	23	27	19	11	27	<b>4M10R8OMXS</b>	250
8	5/16	M 12×1.5	1/2-20	17	6	6	24	31	21	13	42	<b>5M12R8OMXS</b>	250
10	3/8	M 14×1.5	9/16-18	17	8	8	27	34	24	14	53	<b>6M14R8OMXS</b>	250
12	1/2	M 16×1.5	3/4-16	19	10	9	32	38	28	19	95	<b>8M16R8OMXS</b>	250
12	1/2	M 18×1.5	3/4-16	22	10	10	32	38	27	19	114	<b>8M18R8OMXS</b>	250
14, 15, 16	5/8	M 22×1.5	7/8-14	27	12	14	37	43	31	22	175	<b>10M22R8OMXS</b>	250
18, 20	3/4	M 27×2.0	1 1/16-12	32	16	18	42	50	36	27	304	<b>12M27R8OMXS</b>	175
25	1	M 33×2.0	1 5/16-12	38	22	23	46	53	39	33	491	<b>16M33R8OMXS</b>	140

Steel, stainless steel and brass Triple-Lok® parts are delivered with NBR elastomeric seals as standard. For more details on other seal materials see page K91.

Order codes shown are part of our current manufacturing programme.

Imperial and metric parts may vary in hexagon dimensions.

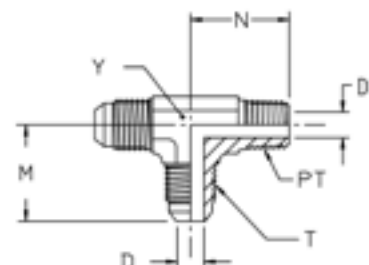
$\frac{\text{PN (bar)}}{10} = \text{PN (MPa)}$

## RMTX Male stud run tee

Triple-Lok® 37° Flare ends / Male NPTF\* thread (SAE 476)

SAE 070424 MS51511

\*Stainless Steel = NPT to prevent galling



Tube O.D.		Thread NPT/NPTF PT	Thread UN/UNF-2A T	D mm	D1 mm	M mm	N mm	Y mm	Weight (steel) g/1 piece	Triple-Lok® Steel	Triple-Lok® Stainless Steel	Triple-Lok® Brass	PN (bar)	
mm	in.												S	SS
6	3/16	1/8-27	3/8-24	3	5	21	18	11	25	3 RTX-S	3 RTX-SS		420	350
	1/4	1/8-27	7/16-20	4	5	23	20	11	31	4 RTX-S	4 RTX-SS	4 RTX-B	420	350
	1/4	1/4-18	7/16-20	4	7	27	28	14	49	4-4-4 RTX-S	4-4-4 RTX-SS	4-4-4 RTX-B	420	350
	5/16	1/8-27	1/2-20	6	5	25	21	14	37	5 RTX-S	5 RTX-SS	5 RTX-B	420	350
10	3/8	1/4-16	9/16-18	8	7	27	28	14	57	6 RTX-S	6 RTX-SS	6 RTX-B	420	350
10	3/8	3/8-18	9/16-18	8	10	29	31	19	77	6-6-6 RTX-S	6-6-6 RTX-SS	6-6-6 RTX-B	420	350
12	1/2	3/8-18	3/4-16	10	10	32	31	19	109	8 RTX-S	8 RTX-SS	8 RTX-B	420	350
12	1/2	1/2-14	3/4-16	10	14	34	37	22	163	8-8-8RMTXS	8-8-8 RTX-SS	8-8-8 RTX-B	420	350
14, 15, 16	5/8	1/2-14	7/8-14	12	14	37	37	22	172	10 RTX-S	10 RTX-SS	10 RTX-B	350	350
18, 20	3/4	3/4-14	1 1/16-12	16	18	42	40	27	268	12 RTX-S	12 RTX-SS	12 RTX-B	280	280
22	7/8	3/4-14	1 3/16-12	18	18	46	43	33	323	14 RTX-S			280	—
25	1	1-11.5	1 5/16-12	21	24	46	50	33	413	16 RTX-S	16 RTX-SS	16 RTX-B	210	210
28, 30, 32	1 1/4	1 1/4-11.5	1 5/8-12	27	32	52	61	41	681	20 RTX-S	20 RTX-SS	20 RTX-B	170	170
35, 38	1 1/2	1 1/2-11.5	1 7/8-12	33	38	59	67	48	905	24 RTX-S	24 RTX-SS		170	140

Order codes shown are part of our current manufacturing programme.

Imperial and metric parts may vary in hexagon dimensions.

$$\frac{\text{PN (bar)}}{10} = \text{PN (MPa)}$$

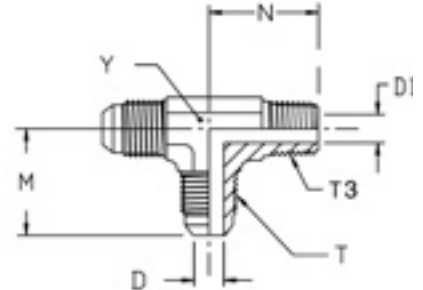
Pressure ratings – PN shown, apply to Steel and Stainless Steel versions of the product.

For Brass parts reduce pressures by 35 %.



## R3MX Male stud run tee

Triple-Lok® 37° Flare ends / Male BSPT thread (ISO 7)



Tube O.D.		Thread BSPT T3	Thread UN/UNF-2A T	D mm	D1 mm	M mm	N mm	Y mm	Weight (steel) g/1 piece	Triple-Lok® Steel	Triple-Lok® Stainless Steel	PN (bar)	
mm	in.											S	SS
6	1/4	1/8-28	7/16-20	4	5	23	20	11	30	<b>4R3MXS</b>	<b>4R3MXSS</b>	315	315
8	5/16	1/8-28	1/2-20	6	5	24	20	13	36	<b>5R3MXS</b>	<b>5R3MXSS</b>	315	315
10	3/8	1/4-19	9/16-18	8	7	27	28	14	55	<b>6R3MXS</b>	<b>6R3MXSS</b>	315	315
12	1/2	3/8-19	3/4-16	10	10	32	31	19	107	<b>8R3MXS</b>	<b>8R3MXSS</b>	315	315
14, 15, 16	5/8	1/2-14	7/8-14	12	14	37	37	22	170	<b>10R3MXS</b>	<b>10R3MXSS</b>	315	315

Order codes shown are part of our current manufacturing programme.

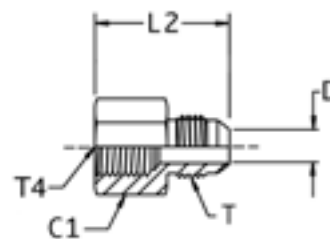
Imperial and metric parts may vary in hexagon dimensions.

$$\frac{\text{PN (bar)}}{10} = \text{PN (MPa)}$$

Pressure ratings – PN shown, apply to Steel and Stainless Steel versions of the product.

## G4MX Female connector

Triple-Lok® 37° Flare end / Female BSPP thread (ISO 1179-1)



Tube O.D. mm	in.	Thread BSPP T4	Thread UN/UNF-2A T	C1 mm	D mm	L2 mm	Weight (steel) g/1 piece	Triple-Lok® Steel	Triple-Lok® Stainless Steel	PN (bar)	
										S	SS
6	1/4	1/8-28	7/16-20	17	4	30	15	<b>4G4MXS</b>	<b>4G4MXSS</b>	315	315
6	1/4	1/4-19	7/16-20	19	4	35	42	<b>4-4G4MXS</b>	<b>4-4G4MXSS</b>	400	350
8	5/16	1/8-28	1/2-20	17	6	30	22	<b>5G4MXS</b>	<b>5G4MXSS</b>	315	315
8	5/16	1/4-19	1/2-20	19	6	35	40	<b>5-4G4MXS</b>	<b>5-4G4MXSS</b>	400	350
10	3/8	1/4-19	9/16-18	19	8	36	40	<b>6G4MXS</b>	<b>6G4MXSS</b>	400	350
10	3/8	3/8-19	9/16-18	22	8	37	50	<b>6-6G4MXS</b>	<b>6-6G4MXSS</b>	350	350
12	1/2	3/8-19	3/4-16	22	10	40	64	<b>8G4MXS</b>	<b>8G4MXSS</b>	350	350
12	1/2	1/2-14	3/4-16	30	10	46	116	<b>8-8G4MXS</b>	<b>8-8G4MXSS</b>	400	350
14, 15, 16	5/8	1/2-14	7/8-14	30	12	48	121	<b>10G4MXS</b>	<b>10G4MXSS</b>	350	350
18, 20	3/4	3/4-14	1 1/16-12	36	16	52	188	<b>12G4MXS</b>	<b>12G4MXSS</b>	315	315
25	1	1 1/11	1 5/16-12	46	22	60	340	<b>16G4MXS</b>	<b>16G4MXSS</b>	280	280
28, 30, 32	1 1/4	1 1/4-11	1 5/8-12	50	28	63	438	<b>20G4MXS</b>	<b>20G4MXSS</b>	210	210
35, 38	1 1/2	1 1/2-11	1 7/8-12	55	33	67	526	<b>24G4MXS</b>	<b>24G4MXSS</b>	140	140

Order codes shown are part of our current manufacturing programme.

Imperial and metric parts may vary in hexagon dimensions.

$$\frac{\text{PN (bar)}}{10} = \text{PN (MPa)}$$

Pressure ratings – PN shown, apply to Steel and Stainless Steel versions of the product.

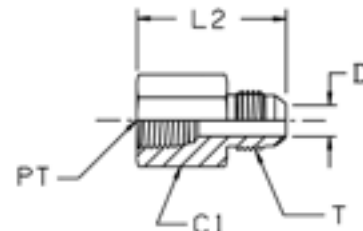


## GMTX Female connector

Triple-Lok® 37° Flare end / Female NPTF\* thread (SAE J476)

SAE 070103 MS51503

\*Stainless Steel = NPT to prevent galling



Tube O.D. mm	Tube O.D. in.	Thread NPT/NPTF PT	Thread UN/UNF-2A T	C1 mm	D mm	L2 mm	Weight (steel) g/1 piece	Triple-Lok® Steel	Triple-Lok® Stainless Steel	PN (bar)	
										S	SS
6	1/4	1/8-27	7/16-20	14	4	30	42	<b>4 GTX-S</b>	<b>4GMTXSS</b>	420	350
6	1/4	1/4-18	7/16-20	19	4	36	40	<b>4-4GMTXS</b>	<b>4-4GMTXSS</b>	420	350
6	1/4	3/8-18	7/16-20	22	5	37	40	<b>4-6 GTX-S</b>	<b>4-6GMTXSS</b>	420	350
6	1/4	1/2-14	7/16-20	29	5	37	42	<b>4-8 GTX-S</b>	<b>4-8GMTXSS</b>	350	350
8	5/16	1/8-27	1/2-20	14	6	30	40	<b>5 GTX-S</b>	<b>5GMTXSS</b>	420	350
8	5/16	1/4-18	1/2-20	19	6	35	42	<b>5-4 GTX-S</b>	<b>5-4GMTXSS</b>	420	350
10	3/8	1/4-18	9/16-18	19	8	36	40	<b>6GMTXS</b>	<b>6GMTXSS</b>	420	350
10	3/8	3/8-18	9/16-18	22	8	37	62	<b>6-6 GTX-S</b>	<b>6-6GMTXSS</b>	420	350
10	3/8	1/2-14	9/16-18	29	8	45	90	<b>6-8 GTX-S</b>	<b>6-8GMTXSS</b>	350	350
12	1/2	3/8-18	3/4-16	22	10	40	45	<b>8 GTX-S</b>	<b>8GMTXSS</b>	420	350
12	1/2	1/4-18	3/4-16	21	10	36	80	<b>8-4 GTX-S</b>	<b>8-4GMTXSS</b>	420	350
12	1/2	1/2-14	3/4-16	29	10	46	116	<b>8-8 GTX-S</b>	<b>8-8GMTXSS</b>	350	350
12	1/2	3/4-14	3/4-16	35	10	48	150	<b>8-12 GTX-S</b>	<b>8-12GMTXSS</b>	280	280
14, 15,16	5/8	1/2-14	7/8-14	29	12	48	121	<b>10 GTX-S</b>	<b>10GMTXSS</b>	350	350
14, 15,16	5/8	3/4-14	7/8-14	35	13	51	182	<b>10-12 GTX-S</b>	<b>10-12GMTXSS</b>	280	280
18, 20	3/4	3/4-14	1 1/16-12	35	16	52	188	<b>12 GTX-S</b>	<b>12GMTXSS</b>	280	280
18, 20	3/4	1/2-14	1 1/16-12	29	16	49	133	<b>12-8 GTX-S</b>	<b>12-8GMTXSS</b>	350	350
22	7/8	3/4-14	1 3/16-12	35	18	52	201	<b>14 GTX-S</b>	<b>14GMTXSS</b>	210	210
25	1	1-11.5	1 5/16-12	41	22	59	280	<b>16 GTX-S</b>	<b>16GMTXSS</b>	210	210
28, 30, 32	1 1/4	1 1/4-11.5	1 5/8-12	51	27	63	408	<b>20 GTX-S</b>	<b>20GMTXSS</b>	170	170
35, 38	1 1/2	1 1/2-11.5	1 7/8-12	60	33	67	370	<b>24 GTX-S</b>	<b>24GMTXSS</b>	140	140
	2	2-11.5	2 1/2-12	73	44	75	1262	<b>32 GTX-S</b>	<b>32GMTXSS</b>	140	—

Order codes shown are part of our current manufacturing programme.

Imperial and metric parts may vary in hexagon dimensions.

$$\frac{\text{PN (bar)}}{10} = \text{PN (MPa)}$$

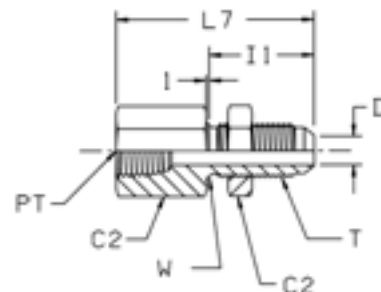
Pressure ratings – PN shown, apply to Steel and Stainless Steel versions of the product.



## WGMTX Female bulkhead connector

Triple-Lok® 37° Flare end / Female NPTF\* thread (SAE J476)

\*Stainless Steel = NPT to prevent galling



Tube O.D.		Thread NPT/NPTF PT	Thread UN/UNF-2A T	C2 mm	D mm	I1 mm	L7 mm	W mm	Weight (steel) g/1 piece	Triple-Lok® Steel	Triple-Lok® Stainless Steel	PN (bar)	
mm	in.											S	SS
6	1/4	1/8-27	7/16-20	17	4	31	47	11	42	<b>4 WGTX-WLN-S</b>	<b>4WGMTXWLNMS</b>	420	350
6	1/4	1/4-18	7/16-20	19	4	34	54	11	62	<b>4-4 WGTX-WLN-S</b>	<b>4-4WGMTXWLNMS</b>	420	350
10	3/8	1/4-18	9/16-18	21	8	33	52	14	72	<b>6 WGTX-WLN-S</b>	<b>6WGMTXWLNMS</b>	420	350
12	1/2	3/8-18	3/4-16	25	10	37	59	19	117	<b>8 WGTX-WLN-S</b>	<b>8WGMTXWLNMS</b>	420	350
14, 15, 16	5/8	1/2-14	7/8-14	29	12	40	68	22	179	<b>10 WGTX-WLN-S</b>	<b>10WGMTXWLNMS</b>	350	350
18, 20	3/4	3/4-14	1 1/16-12	35	16	45	74	27	284	<b>12 WGTX-WLN-S</b>	<b>12WGMTXWLNMS</b>	280	280
25	1	1-11.5	1 5/16-12	41	21	45	79	33	415	<b>16 WGTX-WLN-S</b>	<b>16WGMTXWLNMS</b>	210	210

Order codes shown are part of our current manufacturing programme.

Imperial and metric parts may vary in hexagon dimensions.

For the version without the locknut remove "WLN" (e.g. 10 WGTX)

$$\frac{\text{PN (bar)}}{10} = \text{PN (MPa)}$$

Pressure ratings – PN shown, apply to Steel and Stainless Steel versions of the product.



### Maximum bulkhead wallthickness

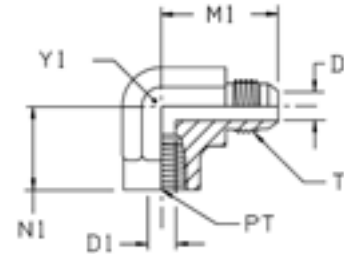
Size	Tube O.D.		Straight bulkhead union Max. thickness mm	Shape bulkhead union Max. thickness mm
	inch	metric		
4	1/4	6	8.4	5.3
5	5/16	8	8.4	5.3
6	3/8	10	10.7	7.1
8	1/2	12	11.2	8.4
10	5/8	14-16	10.9	8.1
12	3/4	18-20	11.2	8.6
14	7/8		10.4	7.9
16	1	22-25	9.9	7.4
20	1 1/4	28-32	10.2	7.4
24	1 1/2	35-38	7.1	—
32	2		7.1	—

## DMTX Female elbow connector

Triple-Lok® 37° Flare end / Female NPTF\* thread (SAE J476)

SAE 070203 MS51506

\*Stainless Steel = NPT to prevent galling



Tube O.D.		Thread NPT/NPTF PT	Thread UN/UNF-2A T	D mm	D1 mm	M1 mm	N1 mm	Y1 mm	Weight (steel) g/1 piece	Triple-Lok® Steel	Triple-Lok® Stainless Steel	Triple-Lok® Brass	PN (bar)	
mm	in.												S	SS
6	1/4	1/8-27	7/16-20	4	8	27	17	14	33	<b>4 DTX-S</b>	<b>4 DTX-SS</b>	<b>4 DTX-B</b>	350	350
6	1/4	1/4-18	7/16-20	4	11	31	22	19	70	<b>4-4 DTX-S</b>	<b>4-4 DTX-SS</b>	<b>4-4 DTX-B</b>	350	350
8	5/16	1/8-27	1/2-20	6	8	27	17	14	33	<b>5 DTX-S</b>	<b>5 DTX-SS</b>	<b>5 DTX-B</b>	350	350
8	5/16	1/4-18	1/2-20	6	11	29	22	19	67	<b>5-4 DTX-S</b>	<b>5-4 DTX-SS</b>	<b>5-4 DTX-B</b>	350	350
10	3/8	1/4-18	9/16-18	8	11	31	22	19	67	<b>6 DTX-S</b>	<b>6 DTX-SS</b>	<b>6 DTX-B</b>	350	350
10	3/8	1/8-27	9/16-18	8	8	31	17	14	39	<b>6-2 DTX-S</b>	<b>6-2 DTX-SS</b>	<b>6-2 DTX-B</b>	350	350
10	3/8	3/8-18	9/16-18	8	14	33	26	22	103	<b>6-6 DTX-S</b>	<b>6-6 DTX-SS</b>	<b>6-6 DTX-B</b>	310	310
12	1/2	3/8-18	3/4-16	10	14	36	26	22	115	<b>8 DTX-S</b>	<b>8 DTX-SS</b>	<b>8 DTX-B</b>	310	310
12	1/2	1/4-18	3/4-16	10	11	36	26	19	190	<b>8-4 DTX-S</b>	<b>8-4 DTX-SS</b>	<b>8-4 DTX-B</b>	350	350
12	1/2	1/2-14	3/4-16	10	18	39	31	27	178	<b>8-8 DMTXS</b>	<b>8-8 DTX-SS</b>	<b>8-8 DTX-B</b>	210	210
14, 15, 16	5/8	1/2-14	7/8-14	12	18	42	31	27	180	<b>10 DTX-S</b>	<b>10 DTX-SS</b>	<b>10 DTX-B</b>	210	210
18, 20	3/4	3/4-14	1 1/16-12	16	23	48	35	33	315	<b>12 DMTXS</b>	<b>12 DTX-SS</b>	<b>12 DTX-B</b>	210	210
18, 20	3/4	1/2-14	1 1/16-12	16	18	48	34	27	175	<b>12-8 DTX-S</b>	<b>12-8 DTX-SS</b>	<b>12-8 DTX-B</b>	210	210
22	7/8	3/4-14	1 3/16-12	18	23	47	36	33	285	<b>14 DTX-S</b>	<b>14 DTX-SS</b>		125	125
25	1	1-11.5	1 5/16-12	21	29	55	41	41	506	<b>16 DTX-S</b>	<b>16 DTX-SS</b>	<b>16 DTX-B</b>	125	125
28, 30, 32	1 1/4	1 1/4-11.5	1 5/8-12	27	37	59	43	48	619	<b>20 DTX-S</b>	<b>20 DTX-SS</b>	<b>20 DTX-B</b>	100	100
35, 38	1 1/2	1 1/2-11.5	1 7/8-12	33	43	73	53	64	1725	<b>24 DTX-S</b>	<b>24 DTX-SS</b>		100	100

Order codes shown are part of our current manufacturing programme.

Imperial and metric parts may vary in hexagon dimensions.

$$\frac{\text{PN (bar)}}{10} = \text{PN (MPa)}$$

Pressure ratings – PN shown, apply to Steel and Stainless Steel versions of the product.

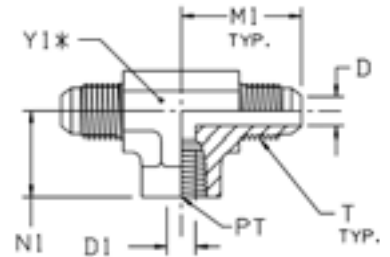
For Brass parts reduce pressures by 35 %.

## OTX Female branch tee

Triple-Lok® 37° Flare ends / Female NPTF\* thread (SAE J476)

SAE 070427 MS51513

\*Stainless Steel = NPT to prevent galling



Tube O.D.		Thread NPT/NPTF PT	Thread UN/UNF-2A T	D mm	D1 mm	M1 mm	N1 mm	Y1 mm	Weight (steel) g/1 piece	Triple-Lok® Steel	Triple-Lok® Stainless Steel	Triple-Lok® Brass	PN (bar)	
mm	in.												S	SS
6	1/4	1/8-27	7/16-20	4	8	27	17	14	53	4 OTX-S	4 OTX-SS	4 OTX-B	350	350
6	1/4	1/4-18	7/16-20	4	11	29	22	19	90	4-4-4 OTX-S	4-4-4 OTX-SS	4-4-4 OTX-B	350	350
8	5/16	1/8-27	1/2-20	6	8	27	17	14	53	5 OTX-S	5 OTX-SS	5 OTX-B	350	350
10	3/8	1/4-18	9/16-18	8	11	32	22	19	98	6 OTX-S	6 OTX-SS	6 OTX-B	350	350
12	1/2	3/8-18	3/4-16	10	14	36	26	22	145	8 OTX-S	8 OTX-SS	8 OTX-B	310	310
14, 15, 16	5/8	1/2-14	7/8-14	12	18	42	32	27	240	10 OTX-S	10 OTX-SS	10 OTX-B	210	210
18, 20	3/4	3/4-14	1 1/16-12	16	23	48	35	33	390	12 OTX-S	12 OTX-SS	12 OTX-B	210	210
25	1	1-11.5	1 5/16-12	21	29	55	41	41	745	16 OTX-S	16 OTX-SS	16 OTX-B	125	125
28, 30, 32	1 1/4	1 1/4-11.5	1 5/8-12	27	37	59	43	48	930	20 OTX-S	20 OTX-SS		100	100
35, 38	1 1/2	1 1/2-11.5	1 7/8-12	33	43	73	53	64	2255	24 OTX-S	24 OTX-SS		100	100

Order codes shown are part of our current manufacturing programme.

Imperial and metric parts may vary in hexagon dimensions.

$$\frac{\text{PN (bar)}}{10} = \text{PN (MPa)}$$

Pressure ratings – PN shown, apply to Steel and Stainless Steel versions of the product.

For Brass parts reduce pressures by 35%.

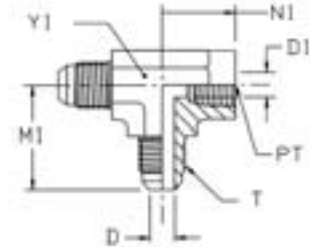


## MTX Female run tee

Triple-Lok® 37° Flare ends / Female NPTF\* thread (SAE J476)

SAE 070426 MS51514

\*Stainless Steel = NPT to prevent galling



Tube O.D.		Thread NPT/NPTF PT	Thread UN/UNF-2A T	D mm	D1 mm	M1 mm	N1 mm	Y1 mm	Weight (steel) g/1 piece	Triple-Lok® Steel	Triple-Lok® Stainless Steel	Triple-Lok® Brass	PN (bar)	
mm	in.												S	SS
6	1/4	1/8-27	7/16-20	4	8	27	17	14	45	<b>4 MTX-S</b>	<b>4 MTX-SS</b>	<b>4 MTX-B</b>	350	350
6	1/4	1/4-18	7/16-20	4	11	29	22	19	10	<b>4-4-4 MTX-S</b>	<b>4-4-4 MTX-SS</b>	<b>4-4-4 MTX-B</b>	350	350
10	3/8	1/4-18	9/16-18	8	11	32	22	19	88	<b>6 MTX-S</b>	<b>6 MTX-SS</b>	<b>6 MTX-B</b>	350	350
12	1/2	3/8-18	3/4-16	10	14	36	26	22	125	<b>8 MTX-S</b>	<b>8 MTX-SS</b>	<b>8 MTX-B</b>	310	310
14, 15, 16	5/8	1/2-14	7/8-14	12	18	42	32	27	210	<b>10 MTX-S</b>	<b>10 MTX-SS</b>	<b>10 MTX-B</b>	210	210
18, 20	3/4	3/4-14	1 1/16-12	16	23	48	35	33	280	<b>12 MTX-S</b>	<b>12 MTX-SS</b>	<b>12 MTX-B</b>	210	210
22	7/8	3/4-14	1 3/16-12	18	23	47	36	33	446	<b>14 MTX-S</b>			210	—
25	1	1-11.5	1 5/16-12	21	29	55	41	41	620	<b>16 MTX-S</b>	<b>16 MTX-SS</b>		125	125
28, 30, 32	1 1/4	1 1/4-11.5	1 5/8-12	27	37	59	43	48	805	<b>20 MTX-S</b>	<b>20 MTX-SS</b>		100	100

Order codes shown are part of our current manufacturing programme.

Imperial and metric parts may vary in hexagon dimensions.

$$\frac{\text{PN (bar)}}{10} = \text{PN (MPa)}$$

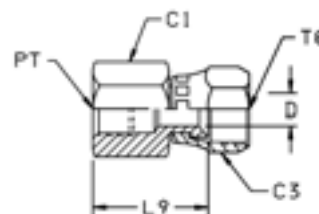
Pressure ratings – PN shown, apply to Steel and Stainless Steel versions of the product.

For Brass parts reduce pressures by 35%.

## G6X Swivel connector

Triple-Lok® 37° Flare female swivel end / Female NPTF\* thread (SAE J476)

\*Stainless Steel = NPT to prevent galling



Tube O.D.		Thread NPT/NPTF PT	Thread UN/UNF-2B T6	C1 mm	C3 mm	D mm	L9 mm	Weight (steel) g/1 piece	Triple-Lok® Steel	Triple-Lok® Stainless Steel	PN (bar)	
mm	in.										S	SS
6	1/4	1/8-27	7/16-20	14	14	5	23	29	<b>4 G6X-S</b>	<b>4 G6X-SS</b>	420	420
6	1/4	1/4-18	7/16-20	19	14	5	27	33	<b>4-4 G6X-S</b>	<b>4-4 G6X-SS</b>	420	420
10	3/8	1/4-18	9/16-18	19	17	8	27	38	<b>6 G6X-S</b>	<b>6 G6X-SS</b>	350	350
10	3/8	3/8-18	9/16-18	22	17	7	30	45	<b>6-6 G6X-S</b>	<b>6-6 G6X-SS</b>	350	350
12	1/2	3/8-18	3/4-16	22	22	10	31	47	<b>8 G6X-S</b>	<b>8 G6X-SS</b>	350	350
12	1/2	1/2-14	3/4-16	29	22	10	38	99	<b>8-8 G6X-S</b>	<b>8-8 G6X-SS</b>	350	350
14, 15, 16	5/8	1/2-14	7/8-14	29	25	12	37	99	<b>10 G6X-S</b>	<b>10 G6X-SS</b>	350	350
18, 20	3/4	3/4-14	1 1/16-12	35	32	16	38	147	<b>12 G6X-S</b>	<b>12 G6X-SS</b>	280	280
25	1	1-11.5	1 5/16-12	41	38	21	47	248	<b>16 G6X-S</b>	<b>16 G6X-SS</b>	210	210
28, 30, 32	1 1/4	1 1/4-11.5	1 5/8-12	50	50	28	55	370	<b>20 G6X-S</b>	<b>20 G6X-SS</b>	170	170
35, 38	1 1/2	1 1/2-11.5	1 7/8-12	60	58	34	57	510	<b>24 G6X-S</b>	<b>24 G6X-SS</b>	140	140

Order codes shown are part of our current manufacturing programme.

Imperial and metric parts may vary in hexagon dimensions.

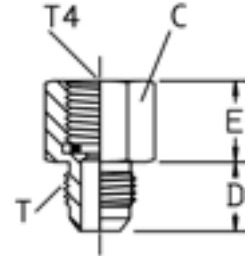
$$\frac{\text{PN (bar)}}{10} = \text{PN (MPa)}$$

Pressure ratings – PN shown, apply to Steel and Stainless Steel versions of the product.



## G4MXMO Pressure gauge connector

Triple-Lok® 37° Flare end / Female BSPP gauge thread (ISO 1179-1)



Tube O.D.		Thread BSPP T4	Thread UN/UNF-2A T	D mm	E mm	C mm	Weight (steel) g/1 piece	Triple-Lok® Steel	Triple-Lok® Stainless Steel	PN (bar)	
mm	in.									S	SS
6	1/4	1/4-19	7/16-20	14	17	17	86	4-4G4MXSMO	4-4G4MXSSMO	350	350
6	1/4	1/2-14	7/16-20	14	27	27	246	4-8G4MXSMO	4-8G4MXSSMO	315	315
8	5/16	1/4-19	1/2-20	14	14	17	49	5-4G4MXSMO	5-4G4MXSSMO	350	350
8	5/16	1/2-14	1/2-20	14	27	27	246	5-8G4MXSMO	5-8G4MXSSMO	315	315
10	3/8	1/4-19	9/16-18	14	14	17	49	6G4MXSMO	6G4MXSSMO	350	350
10	3/8	1/2-14	9/16-18	14	21	27	239	6-8G4MXSMO	6-8G4MXSSMO	315	315
12	1/2	1/4-19	3/4-16	17	14	19	74	8-4G4MXSMO	8-4G4MXSSMO	400	350
12	1/2	1/2-14	3/4-16	17	21	27	263	8-8G4MXSMO	8-8G4MXSSMO	315	315

This part requires a copper washer. For more details on other seal materials see page K91.

Order codes shown are part of our current manufacturing programme.

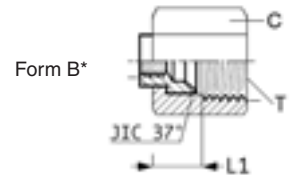

Imperial and metric parts may vary in hexagon dimensions.

$$\frac{\text{PN (bar)}}{10} = \text{PN (MPa)}$$

Pressure ratings – PN shown, apply to Steel and Stainless Steel versions of the product.

## TT4MX Test point connector

Triple-Lok® 37° Flare female end / Female BSPP thread (ISO 1179-1)  
for EMA3 test point



\* Form B has to be assembled with a nut  
BMTX / BTX (not delivered).

Tube O.D. T		Thread BSPP	Thread UN/UNF-2B T	Form	L mm	L1 mm	C mm	Weight (steel) g/1 piece	Triple-Lok® Steel	Triple-Lok® Stainless Steel	PN (bar)	
mm	in.										S	SS
6	1/4	1/4-19	7/16-20	A	29	–	19	42	<b>4TT4MXS</b>	<b>4TT4MXSS</b>	400	350
8	5/16	1/4-19	1/2-20	A	29	–	19	46	<b>5TT4MXS</b>	<b>5TT4MXSS</b>	400	350
10	3/8	1/4-19	9/16-18	A	29	–	19	43	<b>6TT4MXS</b>	<b>6TT4MXSS</b>	400	350
12	1/2	1/4-19	3/4-16	A	32	–	22	62	<b>8TT4MXS</b>	<b>8TT4MXSS</b>	400	350
14, 15, 16	5/8	1/4-19	7/8-14	A	32	–	27	102	<b>10TT4MXS</b>	<b>10TT4MXSS</b>	350	350
18, 20	3/4	1/4-19	1 1/16-12	B	–	13	32	42	<b>12TT4XS</b>	<b>12TT4XSS</b>	350	350
25	1	1/4-19	1 5/16-12	B	–	13	41	56	<b>16TT4XS</b>	<b>16TT4XSS</b>	280	280
28, 30, 32	1 1/4	1/4-19	1 5/8-12	B	–	15	50	98	<b>20TT4XS</b>	<b>20TT4XSS</b>	280	210
35, 38	1 1/2	1/4-19	1 7/8-12	B	–	18	60	185	<b>24TT4XS</b>	<b>24TT4XSS</b>	210	210

Order codes shown are part of our current manufacturing programme.

Imperial and metric parts may vary in hexagon dimensions.

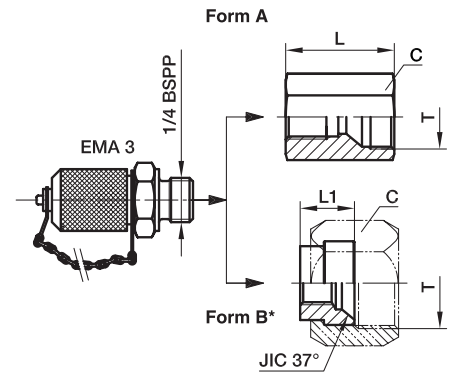
$$\frac{\text{PN (bar)}}{10} = \text{PN (MPa)}$$

Pressure ratings – PN shown, apply to Steel and Stainless Steel versions of the product.

**K**

## TTP4MX Test point connection

Triple-Lok® 37° Flare female end / EMA3 test point



\* Form B versions delivered complete with BMTXS nut.

Tube O.D. T		Thread BSPP	Thread UN/UNF-2B T	Form	L mm	L1 mm	C mm	Weight (steel) g/1 piece	Triple-Lok® Steel	PN (bar)
mm	in.									
6	1/4	1/4-19	7/16-20	A	29	–	19	132	<b>4TTP4MXS</b>	400
8	5/16	1/4-19	1/2-20	A	29	–	19	136	<b>5TTP4MXS</b>	400
10	3/8	1/4-19	9/16-18	A	29	–	19	133	<b>6TTP4MXS</b>	400
12	1/2	1/4-19	3/4-16	A	32	–	22	152	<b>8TTP4MXS</b>	400
14, 15, 16	5/8	1/4-19	7/8-14	A	32	–	27	192	<b>10TTP4MXS</b>	350
18, 20	3/4	1/4-19	1 1/16-12	B	–	13	32	132	<b>12TTP4XS</b>	350
25	1	1/4-19	1 5/16-12	B	–	13	41	146	<b>16TTP4XS</b>	280
28, 30, 32	1 1/4	1/4-19	1 5/8-12	B	–	15	50	188	<b>20TTP4XS</b>	280
35, 38	1 1/2	1/4-19	1 7/8-12	B	–	18	60	275	<b>24TTP4XS</b>	210

Order codes shown are part of our current manufacturing programme.

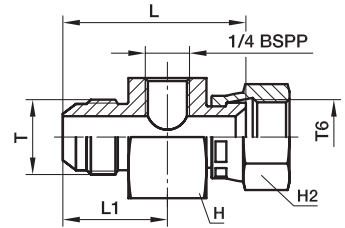
Imperial and metric parts may vary in hexagon dimensions.

$\frac{\text{PN (bar)}}{10} = \text{PN (MPa)}$



## R6O4MX Test point connector

Male / Female swivel Triple-Lok® 37° flare end / Female BSPP thread (ISO 1179-1)



Tube O.D. T		Thread UN/UNF-2A T	Thread UN/UNF-2B T6	L	L1	H	H2	Weight (steel) g/1 piece	Triple-Lok® Steel	PN (bar)
mm	in.			mm	mm	mm	mm			
6	1/4	7/16-20	7/16-20	45	26	36	16	180	<b>4-4R6O4MXS</b>	500
8	5/16	1/2-20	1/2-20	46	26	36	17	200	<b>5-4R6O4MXS</b>	420
10	3/8	9/16-18	9/16-18	47	26	36	19	210	<b>6-4R6O4MXS</b>	350
12	1/2	3/4-16	3/4-16	50	28	36	22	218	<b>8-4R6O4MXS</b>	350
14, 15, 16	5/8	7/8-14	7/8-14	54	31	36	27	247	<b>10-4R6O4MXS</b>	350
18, 20	3/4	1 1/16-12	1 1/16-12	56	34	41	32	326	<b>12-4R6O4MXS</b>	350
25	1	1 5/16-12	1 5/16-12	60	35	46	38	416	<b>16-4R6O4MXS</b>	250
28, 30, 32	1 1/4	1 5/8-12	1 5/8-12	64	36	50	50	601	<b>20-4R6O4MXS</b>	250
35, 38	1 1/2	1 7/8-12	1 7/8-12	69	39	60	60	905	<b>24-4R6O4MXS</b>	170

Order codes shown are part of our current manufacturing programme.

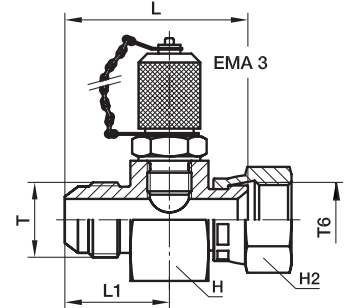
Imperial and metric parts may vary in hexagon dimensions.

$\frac{\text{PN (bar)}}{10} = \text{PN (MPa)}$

**K**

## R6P4MX Test point connector

Male / Female swivel Triple-Lok® 37° flare end / EMA3 test point



Tube O.D. T		Thread UN/UNF-2A T	Thread UN/UNF-2B T6	L	L1	H	H2	Weight (steel) g/1 piece	Triple-Lok® Steel	PN (bar)
mm	in.			mm	mm	mm	mm			
6	1/4	7/16-20	7/16-20	45	26	36	16	270	<b>4-4R6P4MXS</b>	500
8	5/16	1/2-20	1/2-20	46	26	36	17	290	<b>5-4R6P4MXS</b>	420
10	3/8	9/16-18	9/16-18	47	26	36	19	300	<b>6-4R6P4MXS</b>	350
12	1/2	3/4-16	3/4-16	50	28	36	22	308	<b>8-4R6P4MXS</b>	350
14, 15, 16	5/8	7/8-14	7/8-14	54	31	36	27	337	<b>10-4R6P4MXS</b>	350
18, 20	3/4	1 1/16-12	1 1/16-12	56	34	41	32	416	<b>12-4R6P4MXS</b>	350
25	1	1 5/16-12	1 5/16-12	60	35	46	38	506	<b>16-4R6P4MXS</b>	250
28, 30, 32	1 1/4	1 5/8-12	1 5/8-12	64	36	50	50	691	<b>20-4R6P4MXS</b>	250
35, 38	1 1/2	1 7/8-12	1 7/8-12	69	39	60	60	995	<b>24-4R6P4MXS</b>	170

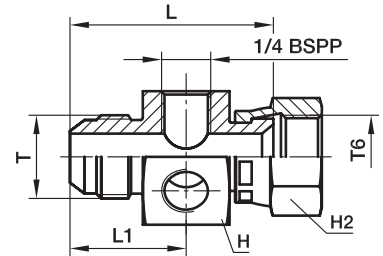
Order codes shown are part of our current manufacturing programme.

Imperial and metric parts may vary in hexagon dimensions.

$\frac{\text{PN (bar)}}{10} = \text{PN (MPa)}$

## K6004MX Test point connector

Male / Female swivel Triple-Lok® 37° flare end / 2 BSPP female threads



Tube O.D. T		Thread UN/UNF-2A T	Thread UN/UNF-2B T6	L	L1	H	H2	Weight (steel) g/1 piece	Triple-Lok® Steel	PN (bar)
mm	in.			mm	mm	mm	mm			
6	1/4	7/16-20	7/16-20	45	26	36	16	170	<b>4-4K6004MXS</b>	500
8	5/16	1/2-20	1/2-20	46	26	36	17	190	<b>5-4K6004MXS</b>	420
10	3/8	9/16-18	9/16-18	47	26	36	19	200	<b>6-4K6004MXS</b>	350
12	1/2	3/4-16	3/4-16	50	28	36	22	208	<b>8-4K6004MXS</b>	350
14, 15, 16	5/8	7/8-14	7/8-14	54	31	36	27	237	<b>10-4K6004MXS</b>	350
18, 20	3/4	1 1/16-12	1 1/16-12	56	34	41	32	316	<b>12-4K6004MXS</b>	350
25	1	1 5/16-12	1 5/16-12	60	35	46	38	406	<b>16-4K6004MXS</b>	250

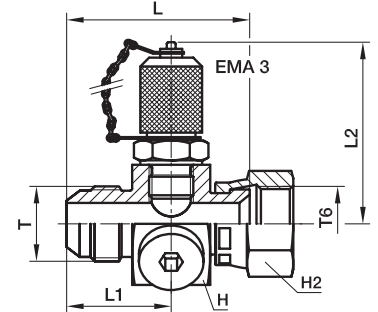
Order codes shown are part of our current manufacturing programme.

Imperial and metric parts may vary in hexagon dimensions.

$$\frac{\text{PN (bar)}}{10} = \text{PN (MPa)}$$

## K6PP4MX Test point connector

Male / female swivel Triple-Lok® 37° flare end / EMA3 test point & blanking plug



Tube O.D. T		Thread UN/UNF-2A T	Thread UN/UNF-2B T6	L	L1	L2	H	H2	Weight (steel) g/1 piece	Triple-Lok® Steel	PN (bar)
mm	in.			mm	mm	mm	mm	mm			
6	1/4	7/16-20	7/16-20	45	26	54	36	16	270	<b>4-4K6PP4MXS</b>	500
8	5/16	1/2-20	1/2-20	46	26	54	36	17	290	<b>5-4K6PP4MXS</b>	420
10	3/8	9/16-18	9/16-18	47	26	54	36	19	300	<b>6-4K6PP4MXS</b>	350
12	1/2	3/4-16	3/4-16	50	28	54	36	22	308	<b>8-4K6PP4MXS</b>	350
14, 15, 16	5/8	7/8-14	7/8-14	54	31	54	36	27	337	<b>10-4K6PP4MXS</b>	350
18, 20	3/4	1 1/16-12	1 1/16-12	56	34	54	41	32	416	<b>12-4K6PP4MXS</b>	350
25	1	1 5/16-12	1 5/16-12	60	35	54	46	38	506	<b>16-4K6PP4MXS</b>	250

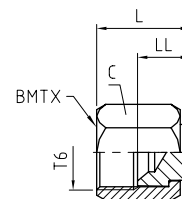
Order codes shown are part of our current manufacturing programme.

Imperial and metric parts may vary in hexagon dimensions.

$$\frac{\text{PN (bar)}}{10} = \text{PN (MPa)}$$

## FNMTX Cap

Triple-Lok® 37° Flare female swivel cap end  
SAE 070112 MS51532



Tube O.D. mm	in.	Thread UN/UNF-2B T6	C mm	LL mm	L mm	Weight (steel) g/1 piece	Triple-Lok® Steel	Triple-Lok® Stainless Steel	Triple-Lok® Brass	PN (bar)	
										S	SS
6	1/8	5/16-24	10	10	15	10	<b>2 FNTX-S</b>			500	—
	3/16	3/8-24	11	10	17	11	<b>3 FNTX-S</b>			500	—
	1/4	7/16-20	14	9	17	14	<b>4FNMTXS</b>	<b>4FNMTXSS</b>	<b>4 FNTX-B</b>	500	350
	5/16	1/2-20	17	10	20	19	<b>5FNMTXS</b>	<b>5FNMTXSS</b>	<b>5 FNTX-B</b>	420	350
8	3/8	9/16-18	19	12	21	31	<b>6FNMTXS</b>	<b>6FNMTXSS</b>	<b>6 FNTX-B</b>	420	350
14, 15, 16	1/2	3/4-16	22	14	24	45	<b>8FNMTXS</b>	<b>8FNMTXSS</b>	<b>8 FNTX-B</b>	420	350
	5/8	7/8-14	27	14	27	75	<b>10FNMTXS</b>	<b>10FNMTXSS</b>	<b>10 FNTX-B</b>	350	350
	3/4	1 1/16-12	32	17	32	114	<b>12FNMTXS</b>	<b>12FNMTXSS</b>	<b>12 FNTX-B</b>	350	350
	7/8	1 3/16-12	35	16	32	133	<b>14 FNTX-S</b>	<b>14FNMTXSS</b>	<b>14 FNTX-B</b>	310	280
	1	1 5/16-12	41	16	33	200	<b>16FNMTXS</b>	<b>16FNMTXSS</b>	<b>16 FNTX-B</b>	310	280
28, 30, 32	1 1/4	1 5/8-12	50	19	35	272	<b>20FNMTXS</b>	<b>20FNMTXSS</b>	<b>20 FNTX-B</b>	280	210
	1 1/2	1 7/8-12	60	24	43	553	<b>24FNMTXS</b>	<b>24FNMTXSS</b>	<b>24 FNTX-B</b>	210	140
	2	2 1/2-12	73	28	51	930	<b>32 FNTX-S</b>			140	—

Order codes shown are part of our current manufacturing programme.

Imperial and metric parts may vary in hexagon dimensions.

$$\frac{\text{PN (bar)}}{10} = \text{PN (MPa)}$$

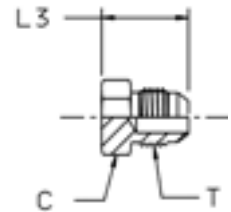
Pressure ratings – PN shown, apply to Steel and Stainless Steel versions of the product.

For Brass parts reduce pressures by 35 %.



**PNMTX Plug**

Triple-Lok® 37° Flare end plug  
SAE 070109 MS51518



Tube O.D. mm	in.	Thread UN/UNF-2A T	C mm	L3 mm	Weight (steel) g/1 piece	Triple-Lok® Steel	Triple-Lok® Stainless Steel	PN (bar)	
								S	SS
6	1/8	5/16-24	11	18	9	<b>2 PNTX-S</b>		500	—
	3/16	3/8-24	11	19	10	<b>3 PNTX-S</b>		500	—
	1/4	7/16-20	13	20	10	<b>4PNMTXS</b>		500	350
	5/16	1/2-20	14	20	14	<b>5PNMTXS</b>		420	350
8	3/8	9/16-18	17	21	19	<b>6PNMTXS</b>	420	350	
12	1/2	3/4-16	19	24	39	<b>8PNMTXS</b>		420	350
	5/8	7/8-14	24	28	60	<b>10PNMTXS</b>		350	350
	3/4	1 1/16-12	27	33	93	<b>12PNMTXS</b>		350	350
	7/8	1 3/16-12	32	33	95	<b>14 PNTX-S</b>		280	280
	1	1 5/16-12	36	34	98	<b>16 PNTX-S</b>		280	280
14, 15, 16	1 1/4	1 5/8-12	46	37	269	<b>20 PNTX-S</b>		280	210
	1 1/2	1 7/8-12	51	42	360	<b>24 PNTX-S</b>		210	140
18, 20	2	2 1/2-12	67	52	470	<b>32 PNTX-S</b>		140	—

Order codes shown are part of our current manufacturing programme.

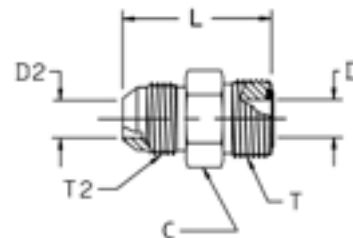
Imperial and metric parts may vary in hexagon dimensions.

$$\frac{\text{PN (bar)}}{10} = \text{PN (MPa)}$$

Pressure ratings – PN shown, apply to Steel and Stainless Steel versions of the product.

## XHMLO Conversion union

Triple-Lok® 37° Flare End / O-Lok ORFS end



Tube O.D. T2/T		Thread UN/UNF-2A T2	Thread UN/UNF-2A T	D mm	D2 mm	L mm	C mm	Weight (steel) g/1 piece	Triple-Lok® Steel	Triple-Lok® Stainless Steel	PN (bar)	
mm	in.										S	SS
6	1/4	7/16-20	9/16-18	5	5	32	16	29	<b>4 XHLO-S</b>	<b>4XHMLOSS</b>	500	350
8, 10	5/16, 3/8	9/16-18	11/16-16	7	7	34	19	45	<b>6 XHLO-S</b>	<b>6XHMLOSS</b>	420	350
12	1/2	3/4-16	13/16-16	10	10	39	22	70	<b>8 XHLO-S</b>	<b>8XHMLOSS</b>	420	350
14, 15, 16	5/8	7/8-14	1-14	13	13	47	27	119	<b>10 XHLO-S</b>	<b>10XHMLOSS</b>	350	350
18, 20	3/4	1 1/16-12	1 3/16-12	16	16	52	32	181	<b>12 XHLO-S</b>	<b>12XHMLOSS</b>	350	350
22, 25	1	1 5/16-12	1 7/16-12	21	21	55	38	265	<b>16 XHLO-S</b>	<b>16XHMLOSS</b>	280	280
28, 30, 32	1 1/4	1 5/8-12	1 11/16-12	26	26	58	45	383	<b>20 XHLO-S</b>	<b>20XHMLOSS</b>	280	210
35, 38	1 1/2	1 7/8-12	2-12	32	32	63	54	562	<b>24 XHLO-S</b>	<b>24XHMLOSS</b>	210	140

Steel, stainless steel and brass Triple-Lok® parts are delivered with NBR elastomeric seals as standard. For more details on other seal materials see page K91.

Order codes shown are part of our current manufacturing programme.

Imperial and metric parts may vary in hexagon dimensions.

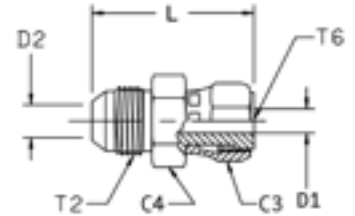
$$\frac{\text{PN (bar)}}{10} = \text{PN (MPa)}$$

Pressure ratings – PN shown, apply to Steel and Stainless Steel versions of the product.



## XHML6 Conversion swivel nut connector

Triple-Lok® 37° Flare end / O-Lok ORFS female swivel end



Tube O.D. T2/T6		Thread UN/UNF-2A T2	Thread UN/UNF-2B T6	C3	D1	D2	L	C4	Weight (steel) g/1 piece	Triple-Lok® Steel	Triple-Lok® Stainless Steel	PN (bar)	
mm	in.			mm	mm	mm	mm	mm				S	SS
6	1/4	7/16-20	9/16-18	17	4	4	38	16	29	<b>4 XHL6-S</b>	<b>4XHML6SS</b>	500	350
8, 10	5/16, 3/8	9/16-18	11/16-16	21	7	7	41	19	46	<b>6 XHL6-S</b>	<b>6XHML6SS</b>	420	350
12	1/2	3/4-16	13/16-16	24	9	9	48	22	73	<b>8 XHL6-S</b>	<b>8XHML6SS</b>	420	350
14, 15, 16	5/8	7/8-14	1-14	29	12	12	56	27	126	<b>10 XHL6-S</b>	<b>10XHML6SS</b>	350	350
18, 20	3/4	1 1/16-12	1 3/16-12	35	14	14	64	32	205	<b>12 XHL6-S</b>	<b>12XHML6SS</b>	350	350
22, 25	1	1 5/16-12	1 7/16-12	41	20	20	68	38	285	<b>16 XHL6-S</b>	<b>16XHML6SS</b>	280	280
28, 30, 32	1 1/4	1 5/8-12	1 11/16-12	48	26	26	71	43	360	<b>20 XHL6-S</b>	<b>20XHML6SS</b>	280	280

Order codes shown are part of our current manufacturing programme.

Imperial and metric parts may vary in hexagon dimensions.

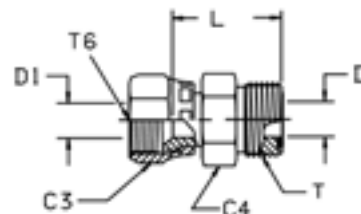
$$\frac{\text{PN (bar)}}{10} = \text{PN (MPa)}$$

Pressure ratings – PN shown, apply to Steel and Stainless Steel versions of the product.



## LOHMX6 Conversion swivel nut connector

Triple-Lok® 37° Flare female swivel end / O-Lok ORFS end



Tube O.D. T6/T		Thread UN/UNF-2B T6	Thread UN/UNF-2A T	C3	D	D1	C4	L	Weight (steel) g/1 piece	Triple-Lok® Steel	Triple-Lok® Stainless Steel	PN (bar)	
mm	in.			mm	mm	mm	mm	mm				S	SS
6	1/4	7/16-20	9/16-18	14	5	5	16	26	26	<b>4 LOHX6-S</b>	<b>4LOHMX6SS</b>	500	350
8, 10	5/16, 3/8	9/16-18	11/16-16	18	7	7	19	29	40	<b>6 LOHX6-S</b>	<b>6LOHMX6SS</b>	350	350
12	1/2	3/4-16	13/16-16	22	10	10	22	34	63	<b>8 LOHX6-S</b>	<b>8LOHMX6SS</b>	350	350
14, 15, 16	5/8	7/8-14	1-14	25	13	13	27	39	103	<b>10 LOHX6-S</b>	<b>10LOHMX6SS</b>	350	350
18, 20	3/4	1 1/16-12	1 3/16-12	32	16	16	32	41	162	<b>12 LOHX6-S</b>	<b>12LOHMX6SS</b>	350	350
22, 25	1	1 5/16-12	1 7/16-12	38	21	21	38	46	229	<b>16 LOHX6-S</b>	<b>16LOHMX6SS</b>	250	250

Steel, stainless steel and brass Triple-Lok® parts are delivered with NBR elastomeric seals as standard. For more details on other seal materials see page K91.

Order codes shown are part of our current manufacturing programme.

Imperial and metric parts may vary in hexagon dimensions.

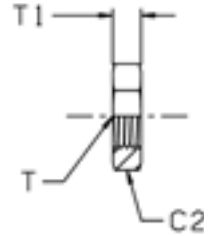
$$\frac{\text{PN (bar)}}{10} = \text{PN (MPa)}$$

Pressure ratings – PN shown, apply to Steel and Stainless Steel versions of the product.



## WLNM Bulkhead locknut

Bulkhead fitting locknut  
SAE 080118 MS51860



Thread UN/UNF-2B T	C2 mm	T1 mm	Weight (steel) g/1 piece	Triple-Lok® Steel	Triple-Lok® Stainless Steel	Triple-Lok® Brass
3/8-24	17	6	9	<b>3 WLN-S</b>		
7/16-20	17	7	9	<b>4WLNMS</b>	<b>4WLNMS</b>	<b>4WLNMB</b>
1/2-20	19	7	9	<b>5WLNMS</b>	<b>5WLNMS</b>	<b>5WLNMB</b>
9/16-18	22	7	11	<b>6WLNMS</b>	<b>6WLNMS</b>	<b>6WLNMB</b>
3/4-16	24	8	18	<b>8WLNMS</b>	<b>8WLNMS</b>	<b>8WLNMB</b>
7/8-14	30	9	24	<b>10WLNMS</b>	<b>10WLNMS</b>	<b>10WLNMB</b>
1 1/16-12	36	10	42	<b>12WLNMS</b>	<b>12WLNMS</b>	<b>12WLNMB</b>
1 3/16-12	38	10	45	<b>14 WLN-S</b>	<b>14WLNMS</b>	<b>14WLNMB</b>
1 5/16-12	41	10	49	<b>16WLNMS</b>	<b>16WLNMS</b>	<b>16WLNMB</b>
1 5/8-12	50	10	50	<b>20WLNMS</b>	<b>20WLNMS</b>	<b>20WLNMB</b>
1 7/8-12	55	10	68	<b>24WLNMS</b>	<b>24WLNMS</b>	<b>24WLNMB</b>
2 1/2-12	70	10	80	<b>32 WLN-S</b>		

Order codes shown are part of our current manufacturing programme.

Imperial and metric parts may vary in hexagon dimensions.

## Spare parts guide – Triple-Lok® retaining rings and seals

## BSPP male threads – ISO 1179

BSPP Thread	ED seal Order code		O-ring order code*		O-ring ID × section mm	Retainer ring Order code Steel	Retainer ring Order code Stainless Steel	Copper washer Order code
	NBR	FKM	NBR	FKM				
1/8	ED10X1X	ED10X1VITX	6-002-N552-9	6-002-V894-9	8.00 × 2.00	8207-1/8	8207SS1/8	–
1/4	ED14X1.5X	ED14X1.5VITX	2-111-N552-9	2-111-V894-9	10.77 × 2.62	8207-1/4	8207SS1/4A	M25180
3/8	ED3/8X	ED3/8VITX	2-113-N552-9	2-113-V894-9	13.94 × 2.62	8207-3/8	8207SS3/8A	–
1/2	ED1/2X	ED1/2VITX	5-256-N552-9	5-256-V894-9	17.96 × 2.62	8207-1/2	8207SS1/2	M25182
3/4	ED26X1.5X	ED26X1.5VITX	2-119-N552-9	2-119-V894-9	23.47 × 2.62	8207-3/4	8207SS3/4	–
1	ED33X2X	ED33X2VITX	2-217-N552-9	2-217-V894-9	29.74 × 3.53	8207-1	8207SS1A	–
1 1/4	ED42X2X	ED42X2VITX	2-222-N552-9	2-222-V894-9	37.69 × 3.53	8207-1-1/4	8207SS1 1/4	–
1 1/2	ED48X2X	ED48X2VITX	2-224-N552-9	2-224-V894-9	44.04 × 3.53	8207-1-1/2	8207SS1 1/2	–

Typical fittings using these parts: F42EDMX / F4OMX / C4OMX / V4OMX etc.

\* Must be used with correct retainer ring

## Metric male threads – ISO 9974

Metric Thread	ED seal order code		O-ring Order code*		O-ring ID × section mm	Retainer ring Order code Steel	Retainer ring Order code Stainless Steel
	NBR	FKM	NBR	FKM			
M 10×1.0	ED10X1X	ED10X1VITX	6-074-N552-9	6-074-V894-9	8.00 × 1.50	M10RR	RRM10X1SS
M 12×1.5	ED12X1.5X	ED12x1.5VITX	2-012-N552-9	2-012-V894-9	9.25 × 1.78	M12RR	RRM12X1.5SS
M 14×1.5	ED14X1.5X	ED14X1.5VITX	2-013-N552-9	2-013-V894-9	10.82 × 1.78	M14RR	RRM14X1.5SS
M 16×1.5	ED16X1.5X	ED16X1.5VITX	3-907-N552-9	3-907-V894-9	13.46 × 2.08	M16RR	RRM16X1.5SS
M 18×1.5	ED18X1.5X	ED18X1.5VITX	2-114-N552-9	2-114-V894-9	15.54 × 2.62	M18RR	RRM18X1.5SS
M 22×2.0	ED22X1.5X	ED22X1.5VITX	2-018-N552-9	2-018-V894-9	18.77 × 1.78	M22RR	RRM22X1.5SS
M 27×2.0	ED26X1.5X**	ED26X1.5VITX	2-119-N552-9	2-119-V894-9	23.47 × 2.62	M27RR	RRM27X2SS
M 33×2.0	ED33X2X	ED33X2VITX	2-122-N552-9	2-122-V894-9	28.24 × 2.62	M33RR	RRM33X2SS
M 42×2.0	ED42X2X	ED42X2VITX	2-128-N552-9	2-128-V894-9	37.77 × 2.62	M42RR	RRM42X2SS
M 48×2.0	ED48X2X	ED48X2VITX	2-132-N552-9	2-132-V894-9	44.12 × 2.62	M48RR	RRM48X2SS

Typical fittings using these parts: F82EDMX / F8OMX / C8OMX / V8OMX etc.

\* Must be used with correct retainer ring

\*\* Same seal used for M 26×1.5 and M 27×2.0 Threads

## UN / UNF male threads – ISO 11926

UN / UNF Thread	Dash size	O-ring Order code		O-Ring ID × section (mm)
		NBR	FKM	
5/16-24	2	3-902-N552-9	3-902-V894-9	6.07 × 1.63
3/8-24	3	3-903-N552-9	3-903-V894-9	7.65 × 1.63
7/16-20	4	3-904-N552-9	3-904-V894-9	8.92 × 1.83
1/2-20	5	3-905-N552-9	3-905-V894-9	10.52 × 1.83
9/16-18	6	3-906-N552-9	3-906-V894-9	11.89 × 1.98
3/4-16	8	3-908-N552-9	3-908-V894-9	16.36 × 2.21
7/8-14	10	3-910-N552-9	3-910-V894-9	19.18 × 2.46
1 1/16-12	12	3-912-N552-9	3-912-V894-9	23.47 × 2.95
1 3/16-12	14	3-914-N552-9	3-914-V894-9	26.59 × 2.95
1 5/16-12	16	3-916-N552-9	3-916-V894-9	29.74 × 2.95
1 5/8-12	20	3-920-N552-9	3-920-V894-9	37.47 × 3.00
1 7/8-12	24	3-924-N552-9	3-924-V894-9	43.69 × 3.00
2 1/2-12	32	3-932-N552-9	3-932-V894-9	59.36 × 3.00

Typical fittings using these parts: F5OMX / C5OMX / R5OMX etc.

## Metric male threads – ISO 6149

Metric Thread	O-ring Order code		O-Ring ID × section (mm)
	NBR	FKM	
M 10×1.0	6-345-N552-9	6-345-V894-9	8.20 × 1.50
M 12×1.5	6-346-N552-9	6-346-V894-9	9.40 × 2.10
M 14×1.5	6-347-N552-9	6-347-V894-9	11.40 × 2.10
M 16×1.5	6-348-N552-9	6-348-V894-9	13.40 × 2.10
M 18×1.5	6-349-N552-9	6-349-V894-9	15.40 × 2.10
M 22×1.5	6-350-N552-9	6-350-V894-9	19.40 × 2.10
M 27×2.0	6-351-N552-9	6-351-V894-9	23.70 × 2.80
M 33×2.0	6-352-N552-9	6-352-V894-9	29.70 × 2.80
M 42×2.0	6-353-N552-9	6-353-V894-9	38.70 × 2.80
M 48×2.0	6-354-N552-9	6-354-V894-9	46.70 × 2.80

Typical fittings using these parts: F87OMX / S87OMX etc.

Other seal compounds available on request for alternative applications

